



Ref.: SD:409/410/11/12::2024-25

29.10.2024

<b>The Vice President</b> <b>BSE Ltd.</b> <b>Phiroze Jeejeebhoy Towers</b> <b>Dalal Street</b> <b>MUMBAI - 400 001</b>  Scrip Code: <b>532483</b>	<b>The Vice President</b> <b>Listing Department</b> <b>National Stock Exchange of India Ltd</b> <b>EXCHANGE PLAZA</b> <b>Bandra-Kurla Complex, Bandra [E]</b> <b>MUMBAI - 400 051</b> Scrip Code: <b>CANBK</b>
---	--

**Sub: Outcome of Board Meeting - Unaudited (Reviewed) Financial Results (Standalone & Consolidated) for the Second Quarter & Half Year ended 30.09.2024**

**Ref: 1. Regulation 33, 52 and other applicable provisions of SEBI (LODR) Regulations, 2015**

**2. Prior Intimation SD:389/390/11/12::2024-25 dated 18.10.2024**

This is to inform that the Board of Directors of the Bank has approved the Unaudited (Reviewed) Financial Results (Standalone & Consolidated) for the Second Quarter / Half Year ended 30.09.2024 at its meeting held today on 29.10.2024 (Tuesday).

A copy of the Unaudited (Reviewed) Financial Results (Standalone & Consolidated) is enclosed along with the Limited Review Report of the Auditors.

Further, we enclose the following:

**Public**

- Deviation/Variation in Utilization of Funds Raised for the Second Quarter & Half Year ended 30.09.2024 is NIL and the Statement of Deviation/Variation [Regulation 32(1) and 52(7) of SEBI (LODR) Regulations, 2015] is enclosed herewith.
- Disclosure of Related Party Transactions on consolidated basis, for the Half-Year ended 30.09.2024 [Regulation 23(9) of the SEBI (LODR) Regulations, 2015].
- Security Cover Certificate as on 30.09.2024. [Regulation 54 and 56 of the SEBI (LODR) Regulations, 2015].
- Statement of Cash Flow for the Half-year ended 30.09.2024 [Regulation 33(3) of the SEBI (LODR) Regulations, 2015]

The meeting of the Board of Directors commenced at 10.00 a.m. and concluded at 12.45 p.m.

The Financial Results are also available in the Bank's website ([www.canarabank.com](http://www.canarabank.com)).

This is for your information and records.

**Yours faithfully,**

**SANTOSH KUMAR BARIK**  
**COMPANY SECRETARY**

सचिवीय विभाग  
प्रधान कार्यालय  
112, जे सी रोड, बेंगलूरु - 560002  
E-Mail - [hosecretarial@canarabank.com](mailto:hosecretarial@canarabank.com)

**Public**  
**Secretarial Department**  
Head Office  
112 J C Road, Bengaluru - 560002  
[www.canarabank.com](http://www.canarabank.com)

F +91 80 22248831  
T +91 80 22100250

**STANDALONE FINANCIAL RESULTS FOR THE QUARTER AND HALF YEAR ENDED 30TH SEPT 2024**

(₹ in Crore)

Sl. No.	PARTICULARS	QUARTER ENDED			HALF YEAR ENDED		YEAR ENDED
		(REVIEWED)	(REVIEWED)	(REVIEWED)	(REVIEWED)	(REVIEWED)	(AUDITED)
		30.09.2024	30.06.2024	30.09.2023	30.09.2024	30.09.2023	31.03.2024
1	INTEREST EARNED (a)+(b)+(c)+(d)	29,740.07	28,701.35	26,837.68	58,441.42	51,841.75	1,08,687.93
	(a) Interest/discount on advances/bills	21,758.09	20,777.89	19,366.95	42,535.98	37,431.19	78,188.44
	(b) Income on Investments	6,059.67	6,077.65	5,646.53	12,137.32	10,995.55	22,672.52
	(c) Interest on balances with Reserve Bank of India & Other Inter-Bank Funds	1,128.28	1,064.47	1,160.82	2,192.75	2,266.01	4,246.08
	(d) Others	794.03	781.34	663.38	1,575.37	1,149.00	3,580.89
2	Other Income	4,981.00	5,318.88	4,634.50	10,299.88	9,453.51	18,966.44
3	TOTAL INCOME (1+2)	34,721.07	34,020.23	31,472.18	68,741.30	61,295.26	1,27,654.37
4	Interest Expended	20,424.87	19,535.08	17,934.69	39,959.95	34,273.11	72,121.99
5	Operating Expenses (i)+(ii)	6,642.37	6,869.01	5,921.91	13,511.38	11,802.55	26,119.79
	(i) Employees Cost	4,363.21	4,229.57	3,791.41	8,592.78	7,442.44	16,434.18
	(ii) Other Operating Expenses ( All items exceeding 10% of the total expenditure excluding interest expenditure may be shown separately)	2,279.16	2,639.44	2,130.50	4,918.60	4,360.11	9,685.61
6	TOTAL EXPENSES ((4+5) excluding Provisions & Contingencies)	27,067.24	26,404.09	23,856.60	53,471.33	46,075.66	98,241.78
7	Operating Profit before Provisions and Contingencies (3-6)	7,653.83	7,616.14	7,615.58	15,269.97	15,219.60	29,412.59
8	Provisions (Other than Tax) and Contingencies	2,251.29	2,282.34	2,607.95	4,533.63	5,326.88	9,707.61
	of which provisions for Non-performing assets	2,586.65	2,170.86	2,200.80	4,757.51	4,618.44	9,005.22
9	Exceptional Items	-	-	-	-	-	-
10	Profit (+) / Loss (-) from Ordinary Activities before tax (7-8-9)	5,402.54	5,333.80	5,007.63	10,736.34	9,892.72	19,704.98
11	Tax expense	1,388.01	1,428.52	1,401.49	2,816.53	2,751.74	5,150.65
12	Net Profit (+) / Loss (-) from Ordinary Activities after tax (10-11)	4,014.53	3,905.28	3,606.14	7,919.81	7,140.98	14,554.33
13	Extraordinary items (net of tax expense)	-	-	-	-	-	-
14	Net Profit (+) / Loss (-) for the period (12-13)	4,014.53	3,905.28	3,606.14	7,919.81	7,140.98	14,554.33
15	Paid up Equity Share Capital (Face Value of each share-Rs. 2/-)	1,814.13	1,814.13	1,814.13	1,814.13	1,814.13	1,814.13
16	Reserves excluding Revaluation Reserves						76,036.15
17	Analytical Ratios						
	(i) Percentage of shares held by Government of India	62.93%	62.93%	62.93%	62.93%	62.93%	62.93%
	(ii) Capital Adequacy Ratio - Basel III	16.57%	16.38%	16.20%	16.57%	16.20%	16.28%
	(a) Common Equity Tier I Ratio	12.00%	12.05%	11.58%	12.00%	11.58%	11.58%
	(b) Additional Tier 1 Ratio	2.64%	2.32%	2.02%	2.64%	2.02%	2.37%
	(iii) Earnings per Share (EPS) *						
	a) Basic and diluted EPS before Extraordinary items (net of tax expense) for the period, for the year to date and for the previous year (Quarter/Half year numbers are not annualised)	4.43	4.31	19.88	8.73	39.36	80.23
	b) Basic and diluted EPS after Extraordinary items (net of tax expense) for the period, for the year to date and for the previous year (Quarter/Half year numbers are not annualised)	4.43	4.31	19.88	8.73	39.36	80.23
	(iv) NPA Ratios						
	(a) Amount of Gross Non Performing Assets	37,733.30	40,356.38	43,955.59	37,733.30	43,955.59	40,604.57
	(b) Amount of Net Non Performing Assets	9,777.44	11,701.77	12,554.00	9,777.44	12,554.00	11,822.83
	(c) Percentage of Gross Non Performing Assets	3.73%	4.14%	4.76%	3.73%	4.76%	4.23%
	(d) Percentage of Net Non Performing Assets	0.99%	1.24%	1.41%	0.99%	1.41%	1.27%
	(v) Return on Assets (Annualised)	1.05%	1.05%	1.02%	1.05%	1.01%	1.01%
	(vi) Debt Equity Ratio**	0.63	0.49	0.53	0.63	0.53	0.57
	(vii) Total Debts to Total Assets Ratio***	6.02%	4.74%	5.68%	6.02%	5.68%	3.86%
	(viii) Capital Redemption Reserve/ Debenture Redemption Reserve	NOT APPLICABLE					
	(ix) Outstanding Redeemable Preference Shares	NOT APPLICABLE					
	(x) Operating Margin (%)	22.04%	22.39%	24.20%	22.21%	24.83%	23.04%
	(xi) Net Profit margin (%)	11.56%	11.48%	11.46%	11.52%	11.65%	11.40%
	(xii) Net Worth	82,808.07	78,266.24	67,479.91	82,808.07	67,479.91	71,828.80

\*Earning per share(EPS) is computed by considering face value of ₹2 /share in quarter/half year ended Sep'24 and quarter ended June'24 . EPS would be ₹22.15 and ₹ 43.66 without considering stock split for the quarter ended/period ended Sep'24 respectively.

\*\* Debt represents borrowings with residual maturity of more than one year.

\*\*\*Total Debts represent total borrowings of the Bank



BUSINESS SEGMENTS	QUARTER ENDED			HALF YEAR ENDED		YEAR ENDED
	(REVIEWED)	(REVIEWED)	(REVIEWED)	(REVIEWED)	(REVIEWED)	(AUDITED)
	30.09.2024	30.06.2024	30.09.2023	30.09.2024	30.09.2023	31.03.2024
<b>(1) Segment Revenue</b>						
a Treasury Operations	6,776.23	6,648.22	6,034.83	13,424.45	11,736.63	24,628.54
b Retail Banking Operations	16,255.80	16,214.17	15,202.75	32,469.97	29,051.02	60,866.82
i) Digital Banking *	1.03	0.86	0.30	1.89	0.48	1.55
ii) Other Retail Banking	16,254.77	16,213.31	15,202.45	32,468.08	29,050.54	60,865.27
c Wholesale Banking Operations	11,689.04	11,157.84	10,234.60	22,846.88	20,507.61	42,159.01
d Life Insurance Operation	-	-	-	-	-	-
e Other Banking Operation	-	-	-	-	-	-
f Unallocated	-	-	-	-	-	-
<b>Total</b>	<b>34,721.07</b>	<b>34,020.23</b>	<b>31,472.18</b>	<b>68,741.30</b>	<b>61,295.26</b>	<b>1,27,654.37</b>
Less: Inter Segment Revenue	-	-	-	-	-	-
<b>Income from operations</b>	<b>34,721.07</b>	<b>34,020.23</b>	<b>31,472.18</b>	<b>68,741.30</b>	<b>61,295.26</b>	<b>1,27,654.37</b>
<b>(2) Segment Results</b>						
a Treasury Operations	1,634.28	1,406.51	1,061.88	3,040.79	2,138.02	4,659.01
b Retail Banking Operations	4,254.45	4,445.57	3,993.63	8,700.02	8,008.60	16,454.35
i) Digital Banking *	(0.84)	(0.92)	(1.11)	(1.76)	(2.19)	(4.31)
ii) Other Retail Banking	4,255.29	4,446.49	3,994.74	8,701.78	8,010.79	16,458.66
c Wholesale Banking Operations	(486.19)	(518.28)	(47.88)	(1,004.47)	(253.90)	(1,408.38)
d Life Insurance Operation	-	-	-	-	-	-
e Other Banking Operations	-	-	-	-	-	-
<b>Total</b>	<b>5,402.54</b>	<b>5,333.80</b>	<b>5,007.63</b>	<b>10,736.34</b>	<b>9,892.72</b>	<b>19,704.98</b>
Unallocated Income/Expenses (including Provisions and contingencies)	-	-	-	-	-	-
<b>Total Profit Before tax</b>	<b>5,402.54</b>	<b>5,333.80</b>	<b>5,007.63</b>	<b>10,736.34</b>	<b>9,892.72</b>	<b>19,704.98</b>
Income tax	1,368.01	1,428.52	1,401.49	2,816.53	2,751.74	5,150.65
<b>Net Profit/(Loss)</b>	<b>4,014.53</b>	<b>3,905.28</b>	<b>3,606.14</b>	<b>7,919.81</b>	<b>7,140.98</b>	<b>14,554.33</b>
<b>(3) Segment Assets</b>						
a Treasury Operations	4,04,806.35	4,17,860.86	3,97,719.70	4,04,806.35	3,97,719.70	4,08,277.75
b Retail Banking Operations	5,78,521.67	5,52,798.50	4,82,546.48	5,78,521.67	4,82,546.48	5,28,695.36
i) Digital Banking *	31.32	27.83	8.58	31.32	8.58	23.43
ii) Other Retail Banking	5,78,490.35	5,52,770.67	4,82,537.90	5,78,490.35	4,82,537.90	5,28,671.93
c Wholesale Banking Operations	5,49,301.45	5,32,487.13	5,01,796.99	5,49,301.45	5,01,796.99	5,20,333.99
d Life Insurance Operation	-	-	-	-	-	-
e Other Banking Operations	-	-	-	-	-	-
f Unallocated	43,078.45	29,046.97	43,998.97	43,078.45	43,998.97	34,233.62
<b>Total Assets</b>	<b>15,75,707.92</b>	<b>15,32,193.46</b>	<b>14,26,062.14</b>	<b>15,75,707.92</b>	<b>14,26,062.14</b>	<b>14,91,540.72</b>
<b>(4) Segment Liabilities</b>						
a Treasury Operations	3,90,883.94	3,86,383.32	3,62,360.23	3,90,883.94	3,62,360.23	3,79,860.28
b Retail Banking Operations	5,11,688.51	4,93,505.51	4,54,709.40	5,11,688.51	4,54,709.40	4,76,773.55
i) Digital Banking *	21.26	21.38	11.22	21.26	11.22	17.89
ii) Other Retail Banking	5,11,667.25	4,93,484.13	4,54,698.18	5,11,667.25	4,54,698.18	4,76,755.66
c Wholesale Banking Operations	5,42,492.99	5,30,224.26	4,98,965.07	5,42,492.99	4,98,965.07	5,15,776.21
d Life Insurance Operation	-	-	-	-	-	-
e Other Banking Operations	-	-	-	-	-	-
f Unallocated	33,566.23	29,414.83	29,303.39	33,566.23	29,303.39	32,176.08
<b>Total Liabilities</b>	<b>14,78,631.67</b>	<b>14,39,527.92</b>	<b>13,45,338.09</b>	<b>14,78,631.67</b>	<b>13,45,338.09</b>	<b>14,04,586.12</b>
<b>(5) Capital Employed</b>						
a Treasury Operations	13,922.41	31,477.53	35,359.47	13,922.41	35,359.47	28,417.47
b Retail Banking Operations	66,833.16	59,292.98	27,837.08	66,833.16	27,837.08	51,921.81
i) Digital Banking *	10.06	6.45	(2.64)	10.06	(2.64)	5.54
ii) Other Retail Banking	66,823.10	59,286.53	27,839.72	66,823.10	27,839.72	51,916.27
c Wholesale Banking Operations	6,808.46	2,262.88	2,831.92	6,808.46	2,831.92	4,557.78
d Life Insurance Operation	-	-	-	-	-	-
e Other Banking Operations	-	-	-	-	-	-
f Unallocated	9,512.22	(367.85)	14,695.58	9,512.22	14,695.58	2,057.54
<b>Total Capital Employed</b>	<b>97,076.25</b>	<b>92,665.54</b>	<b>80,724.05</b>	<b>97,076.25</b>	<b>80,724.05</b>	<b>86,954.60</b>

GEOGRAPHICAL SEGMENTS	QUARTER ENDED			HALF YEAR ENDED		YEAR ENDED
	(REVIEWED)	(REVIEWED)	(REVIEWED)	(REVIEWED)	(REVIEWED)	(AUDITED)
	30.09.2024	30.06.2024	30.09.2023	30.09.2024	30.09.2023	31.03.2024
<b>(1) Revenue</b>						
a Domestic	33,075.94	32,464.77	29,889.73	65,540.71	58,121.22	1,21,217.24
b International	1,645.13	1,555.46	1,582.45	3,200.59	3,174.04	6,437.13
<b>Total</b>	<b>34,721.07</b>	<b>34,020.23</b>	<b>31,472.18</b>	<b>68,741.30</b>	<b>61,295.26</b>	<b>1,27,654.37</b>
<b>(2) Assets</b>						
a Domestic	14,45,232.74	14,13,374.16	13,18,401.49	14,45,232.74	13,18,401.49	13,79,471.64
b International	1,30,475.18	1,18,819.30	1,07,660.65	1,30,475.18	1,07,660.65	1,12,069.08
<b>Total</b>	<b>15,75,707.92</b>	<b>15,32,193.46</b>	<b>14,26,062.14</b>	<b>15,75,707.92</b>	<b>14,26,062.14</b>	<b>14,91,540.72</b>

**Notes on Segment Reporting:**

1 As per RBI guidelines and in compliance with the applicable Accounting Standards, the Bank has classified "Treasury Operations", "Retail Banking Operations", "Wholesale Banking Operations", "Life Insurance Operations" and "Other Banking Operations" as primary business segments and "Domestic" and "International" as secondary/geographic segments for the purpose of compliance with AS-17 on Segment Reporting issued by ICAI.

\*As per RBI Circular DOR.AUT.REC.12/22.01.001/2022-23 dated April 7, 2022 on establishment of Digital Banking Units (DBUs), the RBI has prescribed reporting of Digital Banking Segment as a sub-segment of Retail Banking Segment under Accounting Standard -17 "Segment Accounting". The information about Digital Banking Segment reported as a sub segment of Retail Banking Segment is related to the Digital Banking Units of the Bank.

2 Capital employed for each segment has been allocated proportionate to the assets of the segment.

3 Figures of the previous periods have been re-reported/classified wherever considered necessary to conform to current period classification.



(Head Office : Bengaluru )

**CONSOLIDATED FINANCIAL RESULTS FOR THE QUARTER AND HALF YEAR ENDED 30TH SEPT 2024**

(₹ in Crore)

Sl. No.	PARTICULARS	QUARTER ENDED			HALF YEAR ENDED		YEAR ENDED
		(REVIEWED)	(REVIEWED)	(REVIEWED)	(REVIEWED)	(REVIEWED)	(AUDITED)
		30.09.2024	30.06.2024	30.09.2023	30.09.2024	30.09.2023	31.03.2024
1	INTEREST EARNED (a)+(b)+(c)+(d)	30,181.85	29,172.97	27,289.61	59,354.82	52,740.40	1,10,518.76
	(a) Interest/discount on advances/bills	21,761.66	20,781.80	19,371.19	42,543.46	37,439.79	78,205.67
	(b) Income on Investments	6,504.20	6,552.84	6,101.68	13,057.04	11,901.07	24,517.19
	(c) Interest on balances with Reserve Bank of India & Other Inter-Bank Funds	1,132.64	1,068.32	1,164.31	2,200.96	2,273.21	4,249.46
	(d) Others	783.35	770.01	652.43	1,553.36	1,126.33	3,546.44
2	Other Income	7,824.20	7,792.78	6,601.60	15,616.98	13,410.22	28,646.18
3	TOTAL INCOME (1+2)	38,006.05	36,965.75	33,891.21	74,971.80	66,150.62	1,39,164.94
4	Interest Expended	20,427.19	19,534.13	17,934.27	39,961.32	34,271.24	72,117.59
5	Operating Expenses (i)+(ii)	9,814.35	9,727.48	8,250.34	19,541.83	16,520.25	37,336.86
	(i) Employees Cost	4,537.00	4,411.12	3,956.77	8,948.12	7,766.98	17,112.27
	(ii) Other Operating Expenses (All items exceeding 10% of the total expenditure excluding interest expenditure may be shown separately)	5,277.35	5,316.36	4,293.57	10,593.71	8,753.27	20,224.59
6	TOTAL EXPENSES ((4+5) excluding Provisions & Contingencies)	30,241.54	29,261.61	26,184.61	59,503.15	50,791.49	1,09,454.45
7	Operating Profit before Provisions and Contingencies (3-6)	7,764.51	7,704.14	7,706.60	15,468.65	15,359.13	29,710.49
8	Provisions (Other than Tax) and Contingencies	2,252.00	2,282.11	2,608.58	4,534.11	5,328.22	9,710.93
	of which provisions for Non-performing assets	2,587.76	2,170.69	2,200.75	4,758.45	4,618.35	9,007.35
9	Exceptional items	-	-	-	-	-	-
10	Profit (+) / Loss (-) from Ordinary Activities before tax (7-8-9)	5,512.51	5,422.03	5,098.02	10,934.54	10,030.91	19,999.56
11	Tax expense	1,412.19	1,444.81	1,420.63	2,857.00	2,780.02	5,217.20
12	Net Profit (+) / Loss (-) from Ordinary Activities after tax (10-11)	4,100.32	3,977.22	3,677.39	8,077.54	7,250.89	14,782.36
13	Extraordinary items (net of tax expense)	-	-	-	-	-	-
14	Net Profit (+) / Loss (-) for the period (12-13)	4,100.32	3,977.22	3,677.39	8,077.54	7,250.89	14,782.36
15	Add: Share of Earnings in Associates	126.43	121.02	151.46	247.45	332.78	618.56
16	Less: Minority Interest	38.99	30.73	31.18	69.72	47.07	122.35
17	Net Profit (+) / Loss(-) after Minority Interest (14+15-16)	4,187.76	4,067.51	3,797.67	8,255.27	7,536.60	15,278.57
18	Paid up Equity Share Capital (Face Value of each share-Rs. 2/-)	1,814.13	1,814.13	1,814.13	1,814.13	1,814.13	1,814.13
19	Reserves excluding Revaluation Reserves						81200.60
20	Analytical Ratios						
	(i) Percentage of shares held by Government of India	62.93%	62.93%	62.93%	62.93%	62.93%	62.93%
	(ii) Capital Adequacy Ratio - Basel III	16.62%	16.44%	16.24%	16.62%	16.24%	16.33%
	(a) Common Equity Tier I Ratio	12.06%	12.11%	11.64%	12.06%	11.64%	11.65%
	(b) Additional Tier 1 Ratio	2.64%	2.31%	2.01%	2.64%	2.01%	2.36%
	(iii) Earnings per Share (EPS) *						
	a) Basic and diluted EPS before Extraordinary items (net of tax expense) for the period, for the year to date and for the previous year(Quarter/Half year numbers are not annualised)	4.62	4.48	20.93	9.10	41.54	84.22
	b) Basic and diluted EPS after Extraordinary items (net of tax expense) for the period, for the year to date and for the previous year (Quarter/Half year numbers are not annualised)	4.62	4.48	20.93	9.10	41.54	84.22
	(iv) NPA Ratios						
	(a) Amount of Gross Non Performing Assets	37,785.09	40,408.26	44,009.59	37,785.09	44,009.59	40,657.18
	(b) Amount of Net Non Performing Assets	9,785.18	11,709.78	12,560.88	9,785.18	12,560.88	11,831.26
	(c) Percentage of Gross Non Performing Assets	3.73%	4.14%	4.76%	3.73%	4.76%	4.23%
	(d) Percentage of Net Non Performing Assets	0.99%	1.24%	1.41%	0.99%	1.41%	1.27%
	(v) Return on Assets (Annualised)	1.05%	1.06%	1.04%	1.06%	1.04%	1.03%

\*\*Earning per share(EPS) is computed by considering face value of ₹2 /share in quarter/Half year ended Sep'24 and quarter ended June'24 . EPS would be ₹23.10 and ₹ 45.51 without considering stock split for the quarter ended/period ended Sep'24 respectively.



CONSOLIDATED SEGMENT REPORTING FOR THE QUARTER AND HALF YEAR ENDED 30TH SEPT 2024

(₹ in Crore)

BUSINESS SEGMENTS	QUARTER ENDED			HALF YEAR ENDED		YEAR ENDED
	(REVIEWED)	(REVIEWED)	(REVIEWED)	(REVIEWED)	(REVIEWED)	(AUDITED)
	30.09.2024	30.06.2024	30.09.2023	30.09.2024	30.09.2023	31.03.2024
<b>(1) Segment Revenue</b>						
a Treasury Operations	6,776.23	6,648.22	6,034.83	13,424.45	11,736.63	24,628.54
b Retail Banking Operations	16,181.60	16,100.79	15,102.41	32,282.39	28,844.32	60,870.89
i) Digital Banking *	1.03	0.86	0.30	1.89	0.48	1.55
ii) Other Retail Banking	16,180.57	16,099.93	15,102.11	32,280.50	28,843.84	60,869.34
c Wholesale Banking Operations	11,635.08	11,079.82	10,167.66	22,714.90	20,361.77	42,161.81
d Life Insurance Operation	3,413.14	3,136.92	2,586.31	6,550.06	5,207.90	11,503.70
e Other Banking Operation	-	-	-	-	-	-
f Unallocated	-	-	-	-	-	-
<b>Total</b>	<b>38,006.05</b>	<b>36,965.75</b>	<b>33,891.21</b>	<b>74,971.80</b>	<b>66,150.62</b>	<b>1,39,164.94</b>
Less: Inter Segment Revenue	-	-	-	-	-	-
<b>Income from operations</b>	<b>38,006.05</b>	<b>36,965.75</b>	<b>33,891.21</b>	<b>74,971.80</b>	<b>66,150.62</b>	<b>1,39,164.94</b>
<b>(2) Segment Results</b>						
a Treasury Operations	1,634.28	1,406.51	1,061.89	3,040.79	2,138.02	4,659.00
b Retail Banking Operations	4,296.97	4,486.76	4,048.95	8,783.73	8,102.27	16,652.59
i) Digital Banking *	(0.85)	(0.82)	(1.11)	(1.77)	(2.19)	(4.31)
ii) Other Retail Banking	4,297.82	4,487.68	4,050.06	8,785.50	8,104.46	16,656.90
c Wholesale Banking Operations	(455.61)	(489.94)	(52.82)	(945.55)	(256.87)	(1,425.35)
d Life Insurance Operation	36.87	18.70	40.00	55.57	47.49	113.32
e Other Banking Operations	-	-	-	-	-	-
<b>Total</b>	<b>5,512.51</b>	<b>5,422.03</b>	<b>5,098.02</b>	<b>10,934.54</b>	<b>10,030.91</b>	<b>19,999.56</b>
Unallocated Income/Expenses (including Provisions and contingencies)	-	-	-	-	-	-
<b>Total Profit Before tax</b>	<b>5,512.51</b>	<b>5,422.03</b>	<b>5,098.02</b>	<b>10,934.54</b>	<b>10,030.91</b>	<b>19,999.56</b>
Income tax	1,412.19	1,444.81	1,420.63	2,857.00	2,780.02	5,217.20
<b>Net Profit/(Loss)</b>	<b>4,100.32</b>	<b>3,977.22</b>	<b>3,677.39</b>	<b>8,077.54</b>	<b>7,250.89</b>	<b>14,782.36</b>
ADD: Share of Earnings in Associates	126.43	121.02	151.46	247.45	332.78	618.56
Less: Minority Interest	38.99	30.73	31.18	69.72	47.07	122.35
<b>Consolidated Profit (+) / Loss(-) after Minority Interest</b>	<b>4,187.76</b>	<b>4,067.51</b>	<b>3,797.67</b>	<b>8,255.27</b>	<b>7,536.60</b>	<b>15,278.57</b>
<b>(3) Segment Assets</b>						
a Treasury Operations	4,04,806.35	4,17,860.88	3,97,719.70	4,04,806.35	3,97,719.70	4,08,277.75
b Retail Banking Operations	5,78,521.67	5,52,798.50	4,82,546.48	5,78,521.67	4,82,546.48	5,28,695.36
i) Digital Banking *	31.32	27.83	8.58	31.32	8.58	23.43
ii) Other Retail Banking	5,78,490.35	5,52,770.67	4,82,537.90	5,78,490.35	4,82,537.90	5,28,671.93
c Wholesale Banking Operations	5,49,301.45	5,32,487.13	5,01,797.00	5,49,301.45	5,01,797.00	5,20,333.99
d Life Insurance Operation	40,794.68	38,845.32	34,198.57	40,794.68	34,198.57	38,750.83
e Other Banking Operations	-	-	-	-	-	-
f Unallocated	48,147.24	34,487.46	48,389.48	48,147.24	48,389.48	38,959.71
<b>Total Assets</b>	<b>16,21,571.39</b>	<b>15,76,479.27</b>	<b>14,64,651.23</b>	<b>16,21,571.39</b>	<b>14,64,651.23</b>	<b>15,35,017.64</b>
<b>(4) Segment Liabilities</b>						
a Treasury Operations	3,90,883.94	3,86,383.32	3,62,360.23	3,90,883.94	3,62,360.23	3,79,860.28
b Retail Banking Operations	5,11,688.51	4,93,505.51	4,54,709.40	5,11,688.51	4,54,709.40	4,76,773.55
i) Digital Banking *	21.26	21.38	11.22	21.26	11.22	17.89
ii) Other Retail Banking	5,11,667.25	4,93,484.13	4,54,698.18	5,11,667.25	4,54,698.18	4,76,755.66
c Wholesale Banking Operations	5,42,492.99	5,30,224.26	4,98,965.07	5,42,492.99	4,98,965.07	5,15,776.21
d Life Insurance Operation	39,339.23	37,407.74	33,516.31	39,339.23	33,516.31	37,331.95
e Other Banking Operations	-	-	-	-	-	-
f Unallocated	33,563.63	29,918.46	28,645.77	33,563.63	28,645.77	32,141.97
<b>Total Liabilities</b>	<b>15,17,968.30</b>	<b>14,77,439.29</b>	<b>13,78,196.78</b>	<b>15,17,968.30</b>	<b>13,78,196.78</b>	<b>14,41,883.96</b>
<b>(5) Capital Employed</b>						
a Treasury Operations	13,922.41	31,477.53	35,359.47	13,922.41	35,359.47	28,417.47
b Retail Banking Operations	66,833.16	59,292.98	27,837.08	66,833.16	27,837.08	51,921.81
i) Digital Banking *	10.06	8.45	(2.64)	10.06	(2.64)	5.54
ii) Other Retail Banking	66,823.10	59,286.53	27,839.72	66,823.10	27,839.72	51,916.27
c Wholesale Banking Operations	6,808.46	2,262.88	2,831.93	6,808.46	2,831.93	4,557.78
d Life Insurance Operation	1,455.45	1,437.58	682.26	1,455.45	682.26	1,418.88
e Other Banking Operations	-	-	-	-	-	-
f Unallocated	14,583.61	4,569.01	19,743.71	14,583.61	19,743.71	6,817.74
<b>Total Capital Employed</b>	<b>1,03,803.09</b>	<b>99,039.98</b>	<b>86,454.45</b>	<b>1,03,803.09</b>	<b>86,454.45</b>	<b>93,133.88</b>

GEOGRAPHICAL SEGMENTS	QUARTER ENDED			HALF YEAR ENDED		YEAR ENDED
	(REVIEWED)	(REVIEWED)	(REVIEWED)	(REVIEWED)	(REVIEWED)	(AUDITED)
	30.09.2024	30.06.2024	30.09.2023	30.09.2024	30.09.2023	31.03.2024
<b>(1) Revenue</b>						
a Domestic	36,354.06	35,402.90	32,301.44	71,756.96	62,961.42	1,32,696.85
b International	1,651.99	1,562.85	1,589.77	3,214.84	3,189.20	6,468.09
<b>Total</b>	<b>38,006.05</b>	<b>36,965.75</b>	<b>33,891.21</b>	<b>74,971.80</b>	<b>66,150.62</b>	<b>1,39,164.94</b>
<b>(2) Assets</b>						
a Domestic	14,90,781.45	14,57,339.52	13,56,645.68	14,90,781.45	13,56,645.68	14,22,643.35
b International	1,30,789.94	1,19,139.75	1,08,005.55	1,30,789.94	1,08,005.55	1,12,374.29
<b>Total</b>	<b>16,21,571.39</b>	<b>15,76,479.27</b>	<b>14,64,651.23</b>	<b>16,21,571.39</b>	<b>14,64,651.23</b>	<b>15,35,017.64</b>


**Notes on Segment Reporting:**

1. As per RBI guidelines and in compliance with the applicable Accounting Standards, the Bank has classified "Treasury Operations", "Retail Banking Operations", "Wholesale Banking Operations", "Life Insurance Operations" and "Other Banking Operations" as primary business segments and "Domestic" and "International" as secondary/geographic segments for the purpose of compliance with AS-17 on Segment Reporting issued by ICAI.

\*As per RBI Circular DOR.AUT.REC.12/22.01.001/2022-23 dated April 7, 2022 on establishment of Digital Banking Units (DBUs), the RBI has prescribed reporting of Digital Banking Segment as a sub-segment of Retail Banking Segment under Accounting Standard -17 "Segment Accounting". The Information about Digital Banking Segment reported as a sub segment of Retail Banking Segment is related to the Digital Banking Units of the Bank.

2. Capital employed for each segment has been allocated proportionate to the assets of the segment.

3. Figures of the previous periods have been regrouped/reclassified wherever considered necessary to conform to current period classification.



(Head Office: Bengaluru)

STATEMENT OF ASSETS AND LIABILITIES						
(₹. in Crore)						
PARTICULARS	STANDALONE			CONSOLIDATED		
	As on 30.09.2024	As on 30.09.2023	As on 31.03.2024	As on 30.09.2024	As on 30.09.2023	As on 31.03.2024
	(REVIEWED)	(REVIEWED)	(AUDITED)	(REVIEWED)	(REVIEWED)	(AUDITED)
<b>CAPITAL AND LIABILITIES</b>						
CAPITAL	1814.13	1814.13	1814.13	1814.13	1814.13	1814.13
RESERVES AND SURPLUS	95262.12	78909.71	85140.46	100700.06	83715.18	90319.10
MINORITY INTEREST	-	-	-	1088.90	925.15	1000.43
DEPOSITS	1347346.65	1232215.06	1312366.61	1347216.44	1232110.09	1312242.47
BORROWINGS	94782.18	81065.39	57592.28	94769.72	81061.23	57537.56
OTHER LIABILITIES AND PROVISIONS	36502.84	32057.85	34627.24	75982.14	65025.45	72103.95
<b>TOTAL</b>	<b>1575707.92</b>	<b>1426062.14</b>	<b>1491540.72</b>	<b>1621571.39</b>	<b>1464651.23</b>	<b>1535017.64</b>
<b>ASSETS</b>						
CASH & BALANCES WITH RESERVE BANK OF INDIA	59595.41	60346.33	71068.18	59616.74	60359.16	71134.88
BALANCES WITH BANKS AND MONEY AT CALL AND SHORT NOTICE	103036.54	73733.37	79691.54	103286.17	73896.92	80029.81
INVESTMENTS	372944.96	344337.58	357454.42	417188.60	381559.80	399207.00
ADVANCES	984041.23	892310.13	931612.83	984306.46	892541.94	931786.58
FIXED ASSETS	12248.77	10154.03	12228.17	12343.99	10262.88	12330.96
OTHER ASSETS	43841.01	45180.70	39485.58	44829.43	46030.53	40528.41
<b>TOTAL</b>	<b>1575707.92</b>	<b>1426062.14</b>	<b>1491540.72</b>	<b>1621571.39</b>	<b>1464651.23</b>	<b>1535017.64</b>



(Head Office: Bengaluru)

**Notes forming part of Standalone and Consolidated (Reviewed) Financial Results for the Quarter and Half year ended 30.09.2024.**

1. The above financial results of the Bank for the quarter and half year ended 30.09.2024 have been reviewed and recommended by the Audit Committee of the Board and approved by the Board of Directors in their respective meetings held on 29.10.2024. The results have been subjected to limited review by the Statutory Central Auditors of the Bank and are in compliance with the guidelines issued by the Reserve Bank of India and as per the requirements of SEBI (Listing Obligations and Disclosure Requirements) Regulations, 2015 as amended.
2. The above financial results for the quarter and half year ended 30.09.2024 have been arrived at after considering Provision for Standard Assets (including Covid-19 related Provisions), Non-performing Assets, Restructured Assets, Stressed Sector Accounts, Unhedged Foreign Currency Exposure, Income tax, Deferred tax, Depreciation on Fixed Assets, Employee Benefits, Other necessary Provisions and Contingencies as per RBI's specific directions, judicial pronouncements and applicable Accounting Standards issued by the Institute of Chartered Accountants of India.

The Bank has applied its significant accounting policies in the preparation of these financial results that are consistent with those followed in the annual financial statements for the year ended 31.03.2024 except for the classification and valuation of Investments which is as per the master direction No RBI/DOR/2023-24/104 DOR.MRG.36/21.04.141/2023-24 on classification, valuation and operation of Investment Portfolio of Commercial Banks (Directions), 2023 issued by Reserve Bank of India Dated 12.09.2023 applicable from 01.04.2024. Consequently, the bank has recognized a net gain of ₹1748.98 Crores (net of tax) as on 01.04.2024 which has been credited to General Reserve. Further, during the half year ended 30.09.2024 the bank has also recognized net gain of ₹438.35 Crores (net of tax) which is credited to AFS Reserve in compliance to the RBI Directions.

Accordingly, up to that extent, the figures for the quarter and half year ended 30.09.2023 and financial year ended 31.03.2024 are not comparable with that of figures for the quarter and half year ended 30.09.2024.

3. The financial statements of the Bank for the quarter and half year ended 30.09.2024 have been prepared in accordance with AS-25 "Interim Financial Reporting" issued by the Institute of Chartered Accountants of India.
4. The consolidated financial results are prepared in accordance with Accounting Standard 21 on "Accounting for Consolidated Financial Statements", Accounting Standard 23 on "Accounting for Investment in Associates" and Accounting Standard 27 on "Financial Reporting of Interest in Joint Ventures" issued by the Institute of Chartered Accountants of India and guidelines issued by the RBI.
5. The Provision for employee benefits and other usual necessary provisions including income tax have been made on estimated basis. These expenses have been allocated on proportionate basis and may be subject to adjustments in subsequent quarters.



(Head Office: Bengaluru)

6. In accordance with SEBI regulations, for the purpose of consolidated financial results for quarter and half year ended 30.09.2024, minimum eighty percent (80%) of each of consolidated revenue, assets and profits have been subject to review.
7. The Consolidated Financial Statements (CFS) of the Group comprises the results of the following 8 (Eight) Subsidiaries, 5 (five) Associates including 4 (four) Regional Rural Bank (RRBs).

SI No	Name of Company	Type of Incorporation	Country of Incorporation	Percentage of Ownership Interest
1	Canbank Venture Capital Fund Ltd	Subsidiary	India	100%
2	Canbank Financial Services Ltd	Subsidiary	India	100%
3	Canara Bank Securities Ltd	Subsidiary	India	100%
4	Canbank Factors Ltd	Subsidiary	India	70%
5	Canbank Computer Services Ltd	Subsidiary	India	69.14%
6	Canara Robeco Asset Management Company Ltd	Subsidiary	India	51%
7	Canara HSBC Life Insurance Company Ltd	Subsidiary	India	51%
8	Canara Bank (Tanzania) Ltd	Subsidiary	Tanzania	100%
9	Canfin Homes Ltd	Associate	India	29.99%
10	Karnataka Gramin Bank	Associate	India	35%
11	Kerala Gramin Bank	Associate	India	35%
12	Andhra Pragati Grameena Bank	Associate	India	35%
13	Karnataka Vikas Grameena Bank	Associate	India	35%

In addition to above, Higher Education Financing Agency (HEFA) is a joint venture of MHRD, Government of India (90.91%) and Canara Bank (9.09%) for financing towards creation of capital assets in premier educational institutions in India. HEFA is registered under Section 8 (Not-for-profit) under the Companies Act 2013 as a Union Govt company and as Non-deposit taking NBFC with RBI.

Since there is no right over the profits of Section 8 Company and considering the long term restrictions over transfer of funds by HEFA, the financials of the HEFA has not been considered in Consolidated Financial Statements of the Bank.





(Head Office: Bengaluru)

8. In accordance with RBI circular no. DBR.No.BP. BC.18/21.04.048/2018-19 dated 01.01.2019, DOR.No.BP.BC.34/21.4.048/2019-20 dated 11.02.2020 and DOR.No. BP.BC/4/ 21.04.048/ 2020-21 dated 06.08.2020, on "Relief for MSME borrowers either exempted or registered under Goods and Service Tax (GST)", the details of MSME Restructured Accounts as on 30.09.2024 is as under:

Number of Accounts Restructured	Amount as on 30.09.2024 (₹ in Crore)
15998	1030.27

9. As per RBI Letters No DBR.No.BP.15199/21.04.048/2016-17 and DBR. No.BP.BC. 1941/21.04.048/2017-18 dated June 23,2017 and August 28, 2017 respectively, for the accounts covered under the provisions of Insolvency and Bankruptcy Code (IBC), the Bank is holding total provision of ₹5720.18 Crore (100% of total outstanding of ₹5720.18 crore) as on 30.09.2024.
10. Based on the available financial statements and the declaration from borrowers, the Bank has estimated the liability towards Unhedged Foreign Currency Exposure to their constituents in terms of RBI Circular DOR.MRG.REC.76/00-00-007/2022-23 dated 11.10.2022 and holds a provision of ₹ 9.49 Crore as on 30.09.2024.
11. In terms of RBI circular no. DOR.AUT.REC.12/22.01.001 /2022-23 dated April 7, 2022 on establishment of Digital Banking Units (DBUs) and reporting of Digital Banking Segment as a sub-segment of Retail Banking Segment under Accounting Standard - 17 "Segment Reporting", Bank has reported Digital Banking Segment as a sub-segment of Retail Banking Segment.

12. Details of Priority Sector Lending Certificate (PSLC) purchased and sold are as under:

Particulars	Units (in numbers)	Commission Paid/Earned (₹in Crore)
<b>PSLC-Purchased</b>		
During Q2	Nil	Nil
Cumulative FY 2024-25	Nil	Nil
<b>PSLC-Sold</b>		
During Q2	Nil	Nil
Cumulative FY 2024-25	2,66,800	1328.81

13. Provision Coverage Ratio of the Bank as on 30.09.2024 is 90.89%.



(Head Office: Bengaluru)

14. As per the RBI Circular DBR. No. BP. BC. 45/21.04.048/2018-19 dated 07.06.2019 on prudential framework for Resolution of Stressed Assets, Bank holds an additional provision of ₹ 677.72 Crore in 10 accounts as detailed below.

(₹. in Crore)

Amount of loans as on 30.09.2024 impacted by RBI Circular (a)	Amount of loans as on 30.09.2024 to be classified as NPA (b)	Amount of loans as on 30.09.2024 out of (b) classified as NPA (c)	Provision held as on 31.03.2024 (d)	Additional provision/ (Reversal) made during period ended 30.09.2024 (e)	Provision held as on 30.09.2024 (f)
4913.39	4913.39	4913.39	832.11	(154.39)	677.72

15. There were 3 borrower accounts having an aggregate exposure of ₹14.08 Crore, where resolution plans had been implemented under RBI's Resolution Framework 1.0 dated August 6, 2020 and now modified under RBI's Resolution Framework 2.0 dated May 5, 2021.

16. Details of resolution plan implemented under Resolution Framework (RF) for Covid 19 related stress as per RBI Circular dated 06.08.2020 (RF 1.0) and 05.05.2021(RF 2.0) as on 30.09.2024 are given below.

(₹. in crore)

Type of Borrower	Exposure to accounts classified as Standard consequent to implementation of resolution plan – Position as at the end of the previous half-year (A)	Of (A), aggregate debt that slipped into NPA during the half-year	Of (A) amount written off during the half-year	Of (A) amount paid by the borrowers during the half-year	Exposure to accounts classified as Standard consequent to implementation of resolution plan – Position as at the end of this half-year
Personal Loan	7462.08	205.77	0.56	958.09	6650.81
Corporate Persons*	2343.82	63.67	-	1550.50	729.65
MSMEs	2675.04	173.12	-	1433.12	2047.77
Others	764.92	65.62	-	258.01	599.02
<b>Total</b>	<b>13245.86</b>	<b>508.18</b>	<b>0.56</b>	<b>4199.72</b>	<b>10027.25</b>

\* As defined in Section 3(7) of the Insolvency and Bankruptcy Code 2016.

17. During the quarter ended 30.09.2024, Bank has issued Basel III Compliant Additional Tier-I Bonds aggregating to ₹3000.00 Crore through private placement. The Bank has not redeemed any of Basel III Compliant Tier I Bonds and Tier II Bonds due to maturity during the six months period ended.



(Head Office: Bengaluru)

18. Details of loans transferred /acquired during the quarter and half year ended 30.09.2024 under the RBI Master Direction on transfer of loan exposures dated 24.09.2021 are given below: -

- a) Bank has not transferred/acquired any Loans not in default during the quarter and half year ended 30.09.2024.
- b) The Bank has not acquired any Stressed Loans (NPAs)/ Special Mentioned Accounts (SMA) during the quarter and half year ended 30.09.2024.
- c) Details of Stressed Loans (NPAs) transferred during the quarter and half year ended 30.09.2024

(Amounts ₹.in Crore)

Particulars	To ARCs	To permitted Transferees	To other Transferees (Please Specify)
No. of Accounts	3	<b>NIL</b>	
Aggregate principal outstanding of loans transferred	195.67		
Weighted Average residual tenor of the loans transferred	Nil		
Net book value of the loans transferred (at the time of transfer)	195.67		
Aggregate consideration	190.28		
Additional consideration realised in respect of accounts transferred in earlier years	Nil		

- d) Distribution of the SRs held by the Bank across the various categories of Recovery Ratings assigned to such SRs by the credit rating agencies as on 30.09.2024 is given as under:

Recovery Rating Band	Book Cost (₹. in Crore)
RR1	190.92
RR1+	105.02
RR2	45.05
RR3	6.95
RR4	10.33
RR5	84.29
NR	481.54
Rating Withdrawn	52.71
<b>Total</b>	<b>976.81</b>

- e) Quantum of excess provision reversed to the profit and loss account on account of sale of stressed loans: Nil



(Head Office: Bengaluru)

19. The current tax expenses and deferred tax expenses are determined in accordance with the provisions of the Income Tax Act, 1961 and as per the Accounting Standard 22- "Accounting for Taxes on Income" issued by the Institute of Chartered Accountants of India respectively after taking into account taxes paid at the foreign offices, which are based on the tax laws of respective jurisdictions.

20. In accordance with the RBI guidelines, the Banks are required to make consolidated Pillar 3 disclosures including Leverage Ratio, Liquidity Coverage Ratio and Net Stable Funding Ratio (NSFR) under the Basel III framework. These disclosures will be made available at the following link at our Bank's website "[www.canarabank.com](http://www.canarabank.com)".

[https://canarabank.com/User\\_page.aspx?menulevel=5&menuid=5&CatID=7](https://canarabank.com/User_page.aspx?menulevel=5&menuid=5&CatID=7)

This disclosure has not been subjected to review by the Statutory Central Auditors.

21. Other income includes profit/loss on sale of assets, profit/loss on revaluation of investments (net), earnings from foreign exchange and derivative transactions, recoveries from accounts previously written off, dividend income etc.

22. As per RBI Circular no. RBI/DOR/ 2021-22/ 83 DOR. ACC. REC. No. 45/21.04.018/2021-22 dated 30.08.2021(Updated as on 01.04.2024), the details of the item under Schedule 14 i.e. Other Income exceeding 1% of the total Income is as under:

For Period ended 30.09.2024	Item under the Sub Head/ Head	₹ in Crore	%
a) Any Item under the subhead "Miscellaneous Income under the head "Schedule 14- Other Income" exceeds one percent of the total income.	Other Misc Income (mainly PSLC Comm)	3147.52	4.58%
	Write Back in Technical Written Off Accounts	2349.09	3.42%
	Service Charges	1457.73	2.12%
	Commission on Card Services	901.79	1.31%

23. Number of Investors' complaints received and disposed off during the quarter ended 30.09.2024

i)	Pending at the beginning of the quarter	NIL
ii)	Received during the quarter	64
iii)	Resolved during the quarter	64
iv)	Lying unresolved at the end of the quarter	NIL



(Head Office: Bengaluru)

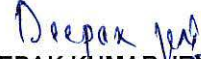
24. Figures for the corresponding periods have been regrouped/reclassified/rearranged wherever necessary.



ANJANEYULU CHERUKURI  
DIVISIONAL MANAGER



SHEIKH MOHD. WASEEM  
DIVISIONAL MANAGER



DEEPAK KUMAR JENA  
ASSISTANT GENERAL MANAGER



AMIT MITTAL  
GENERAL MANAGER



S K MAJUMDAR  
CHIEF GENERAL MANAGER & GCFO



BHAVENDRA KUMAR  
EXECUTIVE DIRECTOR



HARDEEP SINGH AHLUWALIA  
EXECUTIVE DIRECTOR



ASHOK CHANDRA  
EXECUTIVE DIRECTOR



DEBASHISH MUKHERJEE  
EXECUTIVE DIRECTOR



K. SATYANARAYANA RAJU  
MANAGING DIRECTOR & CHIEF EXECUTIVE OFFICER



VIJAY SRIRANGAN  
CHAIRMAN

PARSHANT KUMAR GOYAL  
DIRECTOR

ROHIT DAS  
DIRECTOR



NALINI PADMANABHAN  
DIRECTOR



DIBAKAR PRASAD HARICHANDAN  
DIRECTOR

BIMAL PRASAD SHARMA  
DIRECTOR



KARUNAKARA SHETTY  
DIRECTOR



ABHA SINGH YADUVANSHI  
DIRECTOR

(Head Office: Bengaluru)

For K VENKATACHALAM AIYER & CO  
CHARTERED ACCOUNTANTS  
FRN : 004610S



( A GOPALAKRISHNAN )  
PARTNER  
MEMBERSHIP NO: 018159



For RODI DABIR & CO  
CHARTERED ACCOUNTANTS  
FRN : 108846W



( AASHISH BADGE )  
PARTNER  
MEMBERSHIP NO: 121073



For ABARNA & ANANTHAN  
CHARTERED ACCOUNTANTS  
FRN : 000003S



( S. ANANTHAN )  
PARTNER  
MEMBERSHIP NO: 026379



For S R GOYAL & CO  
CHARTERED ACCOUNTANTS  
FRN : 001537C



( AJAY KUMAR ATOLIA )  
PARTNER  
MEMBERSHIP NO: 077201



For M C BHANDARI & CO  
CHARTERED ACCOUNTANTS  
FRN : 303002E



( AMIT BISWAS )  
PARTNER  
MEMBERSHIP NO: 052296



Place: Bengaluru  
Date: 29.10.2024

STANDALONE CASH FLOW STATEMENT FOR THE PERIOD ENDED 30TH SEPTEMBER 2024

Particulars	(Rs in Crore)	
	30-09-2024 (REVIEWED)	30-09-2023 (REVIEWED)
<b>CASH FLOW FROM OPERATING ACTIVITIES</b>		
NET PROFIT AFTER TAX	7,919.81	7,140.98
ADD: PROVISION FOR TAX (INCL PROVISION FOR DEFERRED TAX)	2,816.53	2,751.74
NET PROFIT BEFORE TAX	10,736.34	9,892.72
<b>ADJUSTMENTS FOR:</b>		
Depreciation	446.91	354.42
(Profit)/Loss on revaluation of Investments	(418.23)	134.19
Provision for NPAs	4,757.51	4,556.06
Provision for Standard assets	155.45	83.80
Interest paid on bonds	1,314.70	1,270.29
Provision for contingencies and others	(182.30)	251.69
(Profit) / Loss on sale of Fixed Assets	(0.32)	(18.09)
Income from Investment in subsidiaries, JVs, etc	(54.16)	(41.47)
Provision for Non Performing Investments	(197.02)	435.33
<b>SUB TOTAL</b>	<b>5,822.54</b>	<b>7,026.22</b>
<b>ADJUSTMENTS FOR:</b>		
(Increase)/ Decrease in Investments	(11,472.10)	(25,868.65)
(Increase)/ Decrease in Advances	(57,185.91)	(66,193.64)
Increase/ (Decrease) in Borrowings	34,189.90	22,975.60
Increase/ (Decrease) in Deposits	34,980.04	52,996.45
(Increase)/ Decrease in Other Assets	(3,596.71)	205.46
Increase/ (Decrease) in Other Liabilities and Provisions	4,823.21	(917.36)
	<b>1,738.43</b>	<b>(16,802.14)</b>
<b>LESS: NET INCOME TAX (PAID) / REFUND</b>	<b>(4,295.34)</b>	<b>(3,774.11)</b>
<b>NET CASH GENERATED FROM OPERATING ACTIVITIES (A)</b>	<b>14,001.97</b>	<b>(3,657.31)</b>
<b>CASH FLOW FROM INVESTING ACTIVITIES</b>		
Income from investment in subsidiaries and/or JVs	54.16	41.47
Investment in JVs, Subsidiaries, etc	(481.25)	-
Net inflow/ outflow from sale/ purchase of fixed assets	(467.20)	(280.42)
<b>NET CASH GENERATED FROM INVESTING ACTIVITIES (B)</b>	<b>(894.29)</b>	<b>(238.95)</b>
<b>CASH FLOW FROM FINANCING ACTIVITIES</b>		
Payment of interest on bonds	(1,314.70)	(1,270.29)
Fresh issue of bonds including sub-ordinated debts	3,000.00	-
Redemption of bonds including sub-ordinated debts	-	-
Payment of Dividend of Previous Year	(2,920.75)	(2,176.95)
<b>NET CASH GENERATED FROM FINANCING ACTIVITIES (C)</b>	<b>(1,235.45)</b>	<b>(3,447.24)</b>
<b>NET INCREASE/ (DECREASE) IN CASH AND CASH EQUIVALENTS (A+B+C)</b>	<b>11,872.23</b>	<b>(7,343.50)</b>
<b>OPENING CASH AND CASH EQUIVALENTS</b>	<b>1,50,759.72</b>	<b>1,41,423.20</b>
<b>CLOSING CASH AND CASH EQUIVALENTS</b>	<b>1,62,631.95</b>	<b>1,34,079.70</b>
<b>NOTES TO CASH FLOW STATEMENT:</b>		



1. The Cash Flow Statement has been prepared under the Indirect Method (AS-3) and figures has been re-grouped wherever considered necessary

2. Cash and Cash equivalents includes Cash on hand, Balance with RBI & Other Banks and Money at Call and Short Notice:

Components of Cash & Cash Equivalents	30-09-2024 (Reviewed)	30-09-2023 (Reviewed)
Cash & Balance with RBI	59,595.41	60,346.33
Balances with Banks and Money at Call and Short Notice	1,03,036.54	73,733.37
<b>Total</b>	<b>1,62,631.95</b>	<b>1,34,079.70</b>

  
**ANJANEYULU CHERUKURI**  
 DIVISIONAL MANAGER

  
**SHEIKH MOHD. WASEEM**  
 DIVISIONAL MANAGER

  
**DEEPAK KUMAR JENA**  
 ASST GENERAL MANAGER

  
**AMIT MITTAL**  
 GENERAL MANAGER

  
**S K MAJUMDAR**  
 CHIEF GENERAL MANAGER & GCFO

  
**BHAVENDRA KUMAR**  
 EXECUTIVE DIRECTOR

  
**HARDEEP SINGH AHLUWALIA**  
 EXECUTIVE DIRECTOR

  
**ASHOK CHANDRA**  
 EXECUTIVE DIRECTOR

  
**DEBASHISH MUKHERJEE**  
 EXECUTIVE DIRECTOR

  
**K. SATYANARAYANA RAJU**  
 MANAGING DIRECTOR & CHIEF EXECUTIVE OFFICER

  
**VIJAY SRIRANGAN**  
 CHAIRMAN

**PARSHANT KUMAR GOYAL**  
 DIRECTOR

**ROHIT DAS**  
 DIRECTOR

  
**NALINI PADMANABHAN**  
 DIRECTOR

  
**DIBAKAR PRASAD HARICHANDAN**  
 DIRECTOR

**BIMAL PRASAD SHARMA**  
 DIRECTOR

  
**KARUNAKARA SHETTY**  
 DIRECTOR

  
**ABHA SINGH YADUVANSHI**  
 DIRECTOR

For K VENKATACHALAM AIYER & CO  
 CHARTERED ACCOUNTANTS  
 FRN : 004610S  
  
 (A GOPALAKRISHNAN)  
 PARTNER  
 MEMBERSHIP NO: 018159

For RODI DABIR & CO  
 CHARTERED ACCOUNTANTS  
 FRN : 108846W  
  
 (AASHISH BADGE)  
 PARTNER  
 MEMBERSHIP NO: 121073

For ABARNA & ANANTHAN  
 CHARTERED ACCOUNTANTS  
 FRN : 000003S  
  
 ( S. ANANTHAN )  
 PARTNER  
 MEMBERSHIP NO: 026379

For S R GOYAL & CO  
 CHARTERED ACCOUNTANTS  
 FRN : 001537C  
  
 ( AJAY KUMAR ATOLIA )  
 PARTNER  
 MEMBERSHIP NO: 077201

For M C BHANDARI & CO  
 CHARTERED ACCOUNTANTS  
 FRN : 303002E  
  
 ( AMIT BISWAS )  
 PARTNER  
 MEMBERSHIP NO: 052296

Place: Bengaluru  
Date: 29.10.2024





HEAD OFFICE, BENGALURU

**CONSOLIDATED CASH FLOW STATEMENT FOR THE PERIOD ENDED 30TH SEPTEMBER 2024**

Particulars	(Rs in Crore)	
	30.09.2024 (REVIEWED)	30.09.2023 (REVIEWED)
<b>CASH FLOW FROM OPERATING ACTIVITIES</b>		
NET PROFIT AFTER TAX	8,255.27	7,536.60
ADD: PROVISION FOR TAX (INCL PROVISION FOR DEFERRED TAX)	2,857.00	2,780.02
NET PROFIT BEFORE TAX	11,112.27	10,316.62
<b>ADJUSTMENTS FOR:</b>		
Depreciation	463.76	370.37
(Profit)/Loss on revaluation of Investments	(420.59)	1,230.66
Provision for NPAs	4,758.45	4,555.97
Provision for Standard assets	154.91	85.23
Interest paid on bonds	1,314.70	1,270.29
Provision for contingencies and others	(182.27)	251.69
(Profit) / Loss on sale of Investment	(2,946.25)	(787.65)
(Profit) / Loss on sale of Fixed Assets	(0.32)	(18.09)
Provision for Non Performing Investments	(196.97)	435.33
<b>SUB TOTAL</b>	<b>2,945.42</b>	<b>7,393.80</b>
<b>ADJUSTMENTS FOR:</b>		
(Increase)/ Decrease in Investments	(10,781.41)	(29,232.87)
(Increase)/ Decrease in Advances	(57,278.33)	(66,168.73)
Increase/ (Decrease) in Borrowings	34,232.16	22,988.06
Increase/ (Decrease) in Deposits	34,973.97	53,023.61
(Increase)/ Decrease in Other Assets	(3,592.39)	153.05
Increase/ (Decrease) in Other Liabilities and Provisions	6,826.32	1,953.11
Increase/ (Decrease) in Minority Interest	88.47	21.36
	<b>4,468.79</b>	<b>(17,262.41)</b>
<b>LESS: NET INCOME TAX (PAID) / REFUND</b>	<b>(4,301.10)</b>	<b>(3,792.66)</b>
<b>NET CASH GENERATED FROM OPERATING ACTIVITIES (A)</b>	<b>14,225.38</b>	<b>(3,344.65)</b>
<b>CASH FLOW FROM INVESTING ACTIVITIES</b>		
(Increase)/Decrease in Investment in Associates	(714.46)	(312.60)
Increase / (Decrease) in Other Reserves	(76.59)	-
Net inflow/ outflow from sale/ purchase of fixed assets	(476.47)	(339.91)
<b>NET CASH GENERATED FROM INVESTING ACTIVITIES (B)</b>	<b>(1,267.52)</b>	<b>(652.51)</b>
<b>CASH FLOW FROM FINANCING ACTIVITIES</b>		
Payment of Dividend	(2,920.75)	(2,176.95)
Payment of interest on bonds	(1,314.70)	(1,270.29)
Fresh issue of bonds including sub-ordinated debts	3,000.00	-
Redemption of bonds including sub-ordinated debts	-	-
<b>NET CASH GENERATED FROM FINANCING ACTIVITIES (C)</b>	<b>(1,235.45)</b>	<b>(3,447.24)</b>
<b>Net Cash Flows on Account Of Exchange Fluctuation (D)</b>	<b>15.81</b>	<b>(2.34)</b>
<b>NET INCREASE/ (DECREASE) IN CASH AND CASH EQUIVALENTS (A+B+C+D)</b>	<b>11,738.22</b>	<b>(7,446.74)</b>
<b>OPENING CASH AND CASH EQUIVALENTS</b>	<b>1,51,164.69</b>	<b>1,41,702.82</b>
<b>CLOSING CASH AND CASH EQUIVALENTS</b>	<b>1,62,902.91</b>	<b>1,34,256.08</b>


NOTES TO CASH FLOW STATEMENT:





1. The Cash Flow Statement has been prepared under the Indirect Method (AS-3) and figures has been re-grouped wherever considered necessary

2. Cash and Cash equivalents includes Cash on hand, Balance with RBI & Other Banks and Money at Call and Short Notice:


Components of Cash & Cash Equivalents	30-09-2024 (Reviewed)	30-09-2023 (Reviewed)
Cash & Balance with RBI	59,616.74	60,359.16
Balances with Banks and Money at Call and Short Notice	1,03,286.17	73,896.92
<b>Total</b>	<b>1,62,902.91</b>	<b>1,34,256.08</b>


  
ANJANEYULU CHERUKURI  
DIVISIONAL MANAGER


  
SHEIKH MOHD. WASEEM  
DIVISIONAL MANAGER


  
DEEPAK KUMAR JENA  
ASST GENERAL MANAGER


  
AMIT MITTAL  
GENERAL MANAGER

  
S K MAJUMDAR  
CHIEF GENERAL MANAGER & GCFO

  
BHAVENDRA KUMAR  
EXECUTIVE DIRECTOR

  
HARDEEF SINGH AHLUWALIA  
EXECUTIVE DIRECTOR

  
ASHOK CHANDRA  
EXECUTIVE DIRECTOR

  
DEBASHISH MUKHERJEE  
EXECUTIVE DIRECTOR


  
K. SATYANARAYANA RAJU  
MANAGING DIRECTOR & CHIEF EXECUTIVE OFFICER

  
VIJAY SRIRANGAN  
CHAIRMAN

PARSHANT KUMAR GOYAL  
DIRECTOR

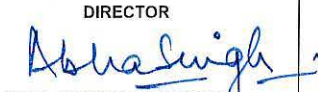
ROHIT DAS  
DIRECTOR

  
NALINI PADMANABHAN  
DIRECTOR

  
DIBAKAR PRASAD HARICHANDAN  
DIRECTOR

BIMAL PRASAD SHARMA  
DIRECTOR

  
KARUNAKARA SHETTY  
DIRECTOR

  
ABHA SINGH YADUVANSHI  
DIRECTOR

For K VENKATACHALAM AIYER & CO  
CHARTERED ACCOUNTANTS  
FRN : 004610S

  
(A GOPALAKRISHNAN)  
PARTNER  
MEMBERSHIP NO: 018159

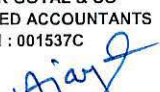
For RODI DABIR & CO  
CHARTERED ACCOUNTANTS  
FRN : 108846W

  
(AASHISH BADGE)  
PARTNER  
MEMBERSHIP NO: 121073

For ABARNA & ANANTHAN  
CHARTERED ACCOUNTANTS  
FRN : 000003S

  
(S. ANANTHAN)  
PARTNER  
MEMBERSHIP NO: 026379

For S R GOYAL & CO  
CHARTERED ACCOUNTANTS  
FRN : 001537C

  
(AJAY KUMAR ATOLIA)  
PARTNER  
MEMBERSHIP NO: 077201

For M C BHANDARI & CO  
CHARTERED ACCOUNTANTS  
FRN : 303002E

  
(AMIT BISWAS)  
PARTNER  
MEMBERSHIP NO: 052296

Place: Bengaluru  
Date: 29.10.2024



**Independent Auditors' Limited Review Report on Unaudited Standalone Financial Results for the Quarter and half year ended 30th Sep, 2024 of Canara Bank pursuant to the Regulation 33 & Regulation 52 read with 63(2) of the SEBI (Listing Obligations and Disclosure Requirements) Regulations, 2015, as amended**

To  
The Board of Directors,  
Canara Bank,  
Bengaluru

1. We have reviewed the accompanying statement of Unaudited Standalone Financial results ("the Statement") of Canara Bank ("the Bank") for the quarter and half year ended 30th Sep, 2024 attached herewith, being submitted by the Bank pursuant to the requirement of Regulation 33 and 52 read with 63(2) of SEBI (Listing Obligations and Disclosure Requirements) Regulations, 2015 as amended ("the Regulations"), except for the disclosures relating to Pillar 3 disclosure as at 30th Sep, 2024, including "Leverage Ratio" and "Liquidity Coverage Ratio" and "Net Stable Funding Ratio" under Basel III Capital Regulations as have been disclosed on the Bank's website and in respect of which a link has been provided in the financial results and have not been reviewed by us.
2. The Statement, which is the responsibility of Bank's management and has been approved by the Bank's Board of Directors has been prepared in accordance with the recognition and measurement principles laid down in Accounting Standard 25 "Interim Financial Reporting" ("AS 25"), issued by the Institute of Chartered Accountants of India (ICAI), the relevant provisions of the Banking Regulation Act, 1949, the circulars, guidelines and directions issued by the Reserve bank of India (RBI) from time to time ("RBI Guidelines") and other accounting principles generally accepted in India. Our responsibility is to express the conclusion on the statement based on our review.
3. We conducted our review of the Statement in accordance with the Standard on Review Engagements (SRE) 2410 - "Review of Interim Financial Information Performed by the Independent Auditor of the Entity", issued by the Institute of Chartered Accountants of India. A review of interim financial information consists of making inquiries, primarily of persons responsible for financial and accounting matters, and applying analytical and



S R GOYAL & CO  
CHARTERED ACCOUNTANTS

M C BHANDARI & CO  
CHARTERED ACCOUNTANTS

other review procedures. A review is substantially less in scope than an audit conducted in accordance with Standards on Auditing and consequently, does not enable us to obtain assurance that we would become aware of all significant matters that might be identified in an audit. We have not performed an audit and accordingly, we do not express an audit opinion.

4. The Unaudited Standalone Financial results incorporate relevant returns of 20 Domestic Branches, Integrated Treasury Wing reviewed by us and 2 Overseas branches reviewed by local auditors of overseas branches specially appointed for this purpose and reports from inspecting officials for 630 branches. These review reports cover 51.70 percent of the advance portfolio of the Bank (excluding the advances of the ARM Branches & Food Credit) and 73.82 percent of the non-performing assets of the Bank. Apart from these review reports, in the conduct of our review, we have also relied upon various returns received from the un-reviewed 9008 Domestic Branches and 2 Overseas Branches of the Bank. We have also relied upon various information and returns of these unreviewed branches generated through the centralised data base at Bank's Head Office.
5. Based on our review conducted as above, subject to limitation in scope as mentioned in Para 3 and 4 above, nothing has come to our attention that causes us to believe that the accompanying statement read with notes to the unaudited standalone financial results, prepared in accordance with the recognition and measurement principles laid down in the aforesaid accounting standards, RBI guidelines and other accounting principles generally accepted in India, has not disclosed the information required to be disclosed in terms of Regulations, including the manner in which it is to be disclosed, except for the disclosures relating to pillar III disclosures as at September 30, 2024, or that it contains any material misstatement or that it has not been prepared in accordance with the relevant prudential norms issued by the Reserve Bank of India in respect of income recognition, asset classification, provisioning and other related matters.
6. The unaudited standalone financial results of the bank for the corresponding quarter and half year ended September 30, 2023, Year ended March 31, 2024 & quarter ended June 30, 2024 were reviewed by five joint auditors of the bank, three of whom were



K. VENKATACHALAM AIYER & CO  
CHARTERED ACCOUNTANTS

RODI DABIR & CO  
CHARTERED ACCOUNTANTS

ABARNA & ANANTHAN  
CHARTERED ACCOUNTANTS

S R GOYAL & CO  
CHARTERED ACCOUNTANTS

M C BHANDARI & CO  
CHARTERED ACCOUNTANTS

predecessor audit firms and they had expressed an unmodified conclusion vide their respective audit / limited review reports on such financial results.

Our conclusion is not modified in respect of this matter.

For K VENKATACHALAM AIYER  
& CO

For RODI DABIR & CO

For ABARNA & ANANTHAN

CHARTERED ACCOUNTANTS

CHARTERED ACCOUNTANTS

CHARTERED  
ACCOUNTANTS

FRN : 004610S

FRN : 108846W

FRN : 000003S



( A GOPALAKRISHNAN )

( AASHISH BADGE )

( S. ANANTHAN )

PARTNER

PARTNER

PARTNER

MEMBERSHIP NO: 018159

MEMBERSHIP NO: 121073

MEMBERSHIP NO: 026379

UDIN: 24018159BKGFOK9498

UDIN: 24121073BKGFOK9498

UDIN: 24026379BKFHGY8952



For S R GOYAL & CO


For M C BHANDARI & CO

CHARTERED ACCOUNTANTS

CHARTERED ACCOUNTANTS

FRN : 001537C

FRN : 303002E



( AJAY KUMAR ATOLIA )

( AMIT BISWAS )

PARTNER

PARTNER

MEMBERSHIP NO: 077201

MEMBERSHIP NO: 052296

UDIN: 24077201BKEQHO2311

UDIN: 24052296BKFZIJ4955



Place : Bengaluru

Date : October 29, 2024

K. VENKATACHALAM AIYER & CO  
CHARTERED ACCOUNTANTS

RODI DABIR & CO  
CHARTERED ACCOUNTANTS

ABARNA & ANANTHAN  
CHARTERED ACCOUNTANTS


S R GOYAL & CO  
CHARTERED ACCOUNTANTS

M C BHANDARI & CO  
CHARTERED ACCOUNTANTS

**Independent Auditors` Limited Review Report on Unaudited Consolidated Financial Results for the Quarter and Half Year ended 30th September, 2024 of Canara Bank pursuant to the Regulation 33 and Regulation 52 of the SEBI (Listing Obligations and Disclosure Requirements) Regulations, 2015, as amended**

To  
The Board of Directors,  
Canara Bank,  
Bengaluru

1. We have reviewed the accompanying statement of consolidated unaudited financial results of **Canara Bank** ("the Parent"/"the Bank"), its subsidiaries (the Parent and its subsidiaries together referred to as "the Group"), and its share of the net profit /loss after tax of its associates for the quarter and half year ended 30th September, 2024 ("the Statement"), being prepared and submitted by the Parent pursuant to the requirements of Regulation 33 & Regulation 52 read with 63(2) of the SEBI (Listing Obligations and Disclosure Requirements) Regulations, 2015 as amended ("the Regulations"), except for the disclosures relating to Pillar 3 disclosure as at 30th September, 2024, including Leverage Ratio, Liquidity Coverage Ratio and Net Stable Funding Ratio (NSFR) under Basel III Capital Regulations as have been disclosed on the Bank's website and in respect of which a link has been provided in the Statement and have not been reviewed by us.
2. This Statement, which is the responsibility of the Parent's Management and approved by the Parent's Board of Directors, has been prepared in accordance with the recognition and measurement principles laid down in Accounting Standard 25 "Interim Financial Reporting" ("AS 25"), issued by Institute of Chartered Accountants of India, the relevant provisions of the Banking Regulation Act, 1949, the circulars, guidelines and directions issued by the Reserve Bank of India (RBI) from time to time ("RBI Guidelines"), other accounting principles generally accepted in India and in compliance with Regulation 33 of the Listing Regulations. Our responsibility is to express a conclusion on the Statement based on our review.
3. We conducted our review of the Statement in accordance with the Standard on Review Engagements (SRE) 2410 "Review of Interim Financial Information Performed by the Independent Auditor of the Entity", issued by the Institute of Chartered Accountants of India. A review of interim financial information consists of making inquiries, primarily of persons responsible for financial and accounting matters, and applying analytical and other review procedures. A review is substantially less in scope than an audit conducted



in accordance with Standards on Auditing and consequently does not enable us to obtain assurance that we would become aware of all significant matters that might be identified in an audit. Accordingly, we do not express an audit opinion.

We also performed procedures in accordance with the circular issued by the SEBI under Regulation 33 (8) of the SEBI (Listing Obligations and Disclosure Requirements) Regulations, 2015, as amended, to the extent applicable.

4. The Statement includes the results of the following entities:

<b>Name of the Entity</b>	<b>Relationship</b>
Canara Bank	Parent
Canbank Financial Services Limited	Subsidiary
Canbank Factors Limited	Subsidiary
Canara Robeco Asset Management Company Limited	Subsidiary
Canbank Computer Services Limited	Subsidiary
Canara Bank Securities Limited	Subsidiary
Canara HSBC Life Insurance Company Limited	Subsidiary
Canbank Venture Capital Fund Limited	Subsidiary
Canara Bank (Tanzania) Limited	Subsidiary
Canfin Homes Limited	Associate
Karnataka Gramin Bank	Associate
Kerala Gramin Bank	Associate
Andhra Pragathi Grameena Bank	Associate
Karnataka Vikas Grameena Bank	Associate

5. Based on our review conducted as above and subject to limitation in scope and procedures performed as stated in paragraph 3 above and based on the consideration of the review reports of inspection teams and reports of other auditors referred to in paragraph 6 below, nothing has come to our attention that causes us to believe that the accompanying Statement read with notes thereon, prepared in accordance with the recognition and measurement principles laid down in the aforesaid Accounting Standard(s), RBI Guidelines and other accounting principles generally accepted in India, has not disclosed the information required to be disclosed in terms of the Regulations including the manner in which it is to be disclosed, except for the disclosures relating to consolidated Pillar 3 disclosure as at September 30, 2024, including leverage ratio and liquidity coverage ratio



under Basel III Capital Regulations as have been disclosed on the Bank's website and in respect of which a link has been provided in the Statement and have not been reviewed by us, or that it contains any material misstatement or that it has not been prepared in accordance with the relevant guidelines/directions/prudential norms issued by the Reserve Bank of India in respect of income recognition, asset classification, provisioning and other related matters.

6. We did not review the interim financial results of 632 (including 2 Overseas) Branches included in the unaudited standalone financial results of the Parent included in the Group, whose results reflect Total Advances of Rs. 2,18,562.05 crores as at 30th September, 2024 and Total Revenue of Rs. 12,305.24 Crores and Rs. 18,186.59 Crores respectively for the Quarter and Half Year ended 30th September, 2024. The interim financial results of these branches have been reviewed by local auditors/inspection teams of the Bank whose reports have been furnished to us, and our conclusion in so far as it relates to the amounts and disclosures included in respect of these branches, is based solely on the report of such local auditors/inspection teams and the procedures performed by us as stated in paragraph 3 above.

We did not review the interim financial results of 8 subsidiaries included in the unaudited consolidated financial results, whose results reflect Total Advances of Rs. 574.24 crores as at 30th September, 2024 and Total Revenues of Rs. 3,566.97 Crores and Rs. 6,844.69 Crores for the quarter and half year ended 30th September, 2024 respectively, as considered in the unaudited consolidated financial results.

The unaudited consolidated financial results also include the Group's share of net profit after tax of Rs. 72.44 Crores and Rs. 144.83 Crores for the quarter and half year ended 30th September, 2024, in respect of 2 associates, whose interim financial results have not been reviewed by us.

The above interim financial results have been reviewed by other auditors whose reports have been furnished to us by the Management of Parent and our conclusion on the Statement, in so far as it relates to the amounts and disclosures included in respect of these subsidiaries and associates, is based solely on the reports of the other auditors and the procedures performed by us as stated in paragraph 3 above.

Our Conclusion on the statement is not modified in respect of the above matter.

7. The unaudited consolidated financial results include the interim financial results of 9010 (including 2 overseas) branches which have not been reviewed and are included in the





**K. VENKATACHALAM AIYER & CO**  
**CHARTERED ACCOUNTANTS**

**RODI DABIR & CO**  
**CHARTERED ACCOUNTANTS**

**ABARNA & ANANTHAN**  
**CHARTERED ACCOUNTANTS**

**S R GOYAL & CO**  
**CHARTERED ACCOUNTANTS**

**M C BHANDARI & CO**  
**CHARTERED ACCOUNTANTS**

unaudited standalone financial results of the Parent included in the Group, whose results reflect Total Advances of Rs. 4,63,182.32 Crores as at 30th September, 2024 and Total Revenue of Rs. 24,110.40 Crores and Rs. 35,591.03 Crores respectively for the quarter and half year ended 30th September, 2024, as considered in the respective unaudited standalone financial results of the Parent included in the Group.

The unaudited consolidated financial results also include the Group's share of net profit after tax of Rs. 53.99 Crores and Rs. 102.62 Crores respectively for the quarter and half year ended 30th September, 2024, as considered in the unaudited consolidated financial results, in respect of 3 associates, based on their interim financial results which have not been reviewed by their auditors.

According to the information and explanations given to us by the Management, the above interim financial results are not material to the Group.


Our Conclusion on the statement is not modified in respect of the above matter.

8. The auditors of Canara HSBC Life Insurance Company Ltd., a subsidiary, have reported that the actuarial valuation of liabilities for life policies in force is the responsibility of the Company's Appointed Actuary ('the Appointed Actuary'). The actuarial valuation of these liabilities for life policies in force and for policies in respect of which premium has been discontinued but liability exists as at 30th September, 2024 has been duly certified by the Appointed Actuary. The Appointed Actuary has also certified that the method and assumptions used for such valuations are in accordance with the guidelines and norms issued by the Insurance Regulatory and Development Authority of India (IRDAI) and the Institute of Actuaries of India in concurrence with the Authority.

Further, the concerned Component Auditor has reported that they had relied upon the Appointed Actuary's certificate in this regard for forming their opinion on the valuation of liabilities for life policies in force and for policies in respect of which premium has been discontinued but liability exists as contained in the interim financial information of the company.

Our Conclusion on the statement is not modified in respect of the above matter.

9. The unaudited Consolidated financial results of the bank for the corresponding quarter and half year ended September 30, 2023, Year ended March 31, 2024 & quarter ended June



K. VENKATACHALAM AIYER & CO  
CHARTERED ACCOUNTANTS

RODI DABIR & CO  
CHARTERED ACCOUNTANTS

ABARNA & ANANTHAN  
CHARTERED ACCOUNTANTS

S R GOYAL & CO  
CHARTERED ACCOUNTANTS

M C BHANDARI & CO  
CHARTERED ACCOUNTANTS

30, 2024 were reviewed by five joint auditors of the bank, three of whom were predecessor audit firms and they had expressed an unmodified conclusion vide their respective audit / limited review reports on such financial results.

Our conclusion is not modified in respect of this matter.

For K VENKATACHALAM AIYER  
& CO

For RODI DABIR & CO

For ABARNA & ANANTHAN

CHARTERED ACCOUNTANTS

CHARTERED ACCOUNTANTS

CHARTERED  
ACCOUNTANTS

FRN : 004610S

FRN : 108846W

FRN : 000003S



( A GOPALAKRISHNAN )

( AASHISH BADGE )

( S. ANANTHAN )

PARTNER

PARTNER

PARTNER

MEMBERSHIP NO: 018159

MEMBERSHIP NO: 121073

MEMBERSHIP NO: 026379

UDIN: 24018159BKG FOL1980

UDIN: 24121073BKCIMA 1873

UDIN: 24026379BKFHGGZ4348



For S R GOYAL & CO


For M C BHANDARI & CO

CHARTERED ACCOUNTANTS

CHARTERED ACCOUNTANTS

FRN : 001537C

FRN : 303002E



( AJAY KUMAR ATOLIA )

( AMIT BISWAS )

PARTNER

PARTNER

MEMBERSHIP NO: 077201

MEMBERSHIP NO: 052296

UDIN: 24077201BKEQHP4346

UDIN: 24052296BKFZIK5035



Place : Bengaluru

Date : October 29, 2024

To  
The Debenture Trustees / Stock Exchanges

**Certificate with reference to Security Cover/ Covenants in respect of Listed Unsecured Debt Securities for the Quarter ended 30.09.2024**

Ref: Regulation 54(2) read with regulation 56 (1) (d) of SEBI (LODR) Regulation, 2015 (as amended from time to time) & SEBI/HO/MIRSD/MIRSD\_CRADT/CIR/P/2022/67 dated 19.05.2022

Based on examination of books of accounts and other relevant records/documents, we hereby certify that

- a) The listed entity has vide its Board Resolution and information memorandum/ offer document and under various Debenture Trust Deeds, has issued the following listed unsecured debt securities:

ISIN NO.	Private Placement/ Public Issue	Secured/Unsecured	TOTAL AMT IN CRORES
INE476A08043	Private placement	Unsecured	900.00
INE476A08118	Private placement	Unsecured	120.00
INE476A08159	Private placement	Unsecured	1,000.00
INE476A08035	Private placement	Unsecured	1,500.00
INE476A08076	Private placement	Unsecured	3,000.00
INE667A08021	Private placement	Unsecured	400.00
INE476A08050	Private placement	Unsecured	3,000.00
INE476A08167	Private placement	Unsecured	2,000.00
INE476A08175	Private placement	Unsecured	2,000.00
INE476A08084	Private placement	Unsecured	1,012.00
INE476A08183	Private placement	Unsecured	2,000.00
INE667A08039	Private placement	Unsecured	1,000.00
INE476A08092	Private placement	Unsecured	169.10
INE476A08126	Private placement	Unsecured	1,500.00
INE667A08013	Private placement	Unsecured	750.00
INE476A08134	Private placement	Unsecured	1,500.00
INE667A08047	Private placement	Unsecured	750.00
INE476A08142	Private placement	Unsecured	2,500.00
INE476A09264	Private placement	Unsecured	1,500.00
INE476A08100	Private placement	Unsecured	1,635.00
INE476A08191	Private placement	Unsecured	5,000.00
INE476A08209	Private placement	Unsecured	5,000.00
INE476A08217	Private placement	Unsecured	1,403.00
INE476A08225	Private placement	Unsecured	2,000.00
INE476A08233	Private placement	Unsecured	10,000.00
INE476A08241	Private placement	Unsecured	3,000.00
<b>GRAND TOTAL</b>			<b>54,639.10</b>

b) Security Cover for listed unsecured debt securities:

As per Annexure attached



Column A	Column B	Column C i	Column D ii	Column E iii	Column F iv	Column G v	Column H vi	Column I vii	Column J	Column K	Column L	Column M	Column N	Column O	Column P
Particulars		Exclusive Charge	Exclusive Charge	Pari-Passu Charge	Pari-Passu Charge	Pari-Passu Charge	Assets not offered as Security	Elimination (amount in negative)	(Total C to H)	Related to only those items covered by this certificate					Unsecured Bonds
Description of asset for which this certificate relate	Debt for which this certificate being issued	Other Secured Debt	Debt for which this certificate being issued	Assets shared by pari passu debt holder (includes debt for which this certificate is issued & other debt  With pari-passu charge)	Other assets on which there is pari-passu charge (excluding items covered  In column F)	debt amount considered more than once (due to exclusive plus pari passu charge)			Market Value for Assets charged on Exclusive basis	Carrying /book value for exclusive charge assets where market value is not ascertainable or applicable (For Eg. Bank Balance, DSRA market value is not applicable)	Market Value for Pari passu charge Assets	Carrying value/book value for pari passu charge assets where market value is not ascertainable or applicable (For Eg. Bank Balance, DSRA market value is not applicable)	Total Value(=K+L+M+N)		
		Book Value	Book Value	Yes/ No	Book Value	Book Value									
<b>ASSETS</b>															
Property, Plant and Equipment															
Capital Work-in-Progress															
Right of Use Assets															
<b>NIL</b>															Please refer Annexure I for Calculation of Security Cover ratio for Unsecured Bonds







- i This column shall include book value of assets having exclusive charge and outstanding book value of debt for which this certificate is issued.
- ii This column shall include book value of assets having exclusive charge and outstanding book value of all corresponding debt other than column C.
- iii This column shall include debt for which this certificate is issued having any pari passu charge - Mention Yes, else No.
- iv This column shall include a) book value of assets having pari-passu charge b) outstanding book value of debt for which this certificate is issued and c). other debt sharing pari-passu charge along with debt for which certificate is issued.
- v This column shall include book value of all other assets having pari passu charge and outstanding book value of corresponding debt.
- vi This column shall include all those assets which are not charged and shall include all unsecured borrowings including subordinated debt and shall include only those assets which are paid-for.
- vii In order to match the liability amount with financials, it is necessary to eliminate the debt which has been counted more than once (included under exclusive charge column as also under pari passu). On the assets side, there shall not be elimination as there is no overlap.
- viii Assets which are considered at Market Value like Land, Building, Residential/ Commercial Real Estate to be stated at Market Value. Other assets having charge to be stated at book value/Carrying Value.
- ix The market value shall be calculated as per the total value of assets mentioned in Column O.



**Annexure – I**

**Calculation of Security / Asset Cover for listed unsecured debt securities**

i. The financial information as on 30-09-2024 has been extracted from the books of accounts for the period ended 30-09-2024 and other relevant records of the listed entity;

ii. The assets of the listed entity provide coverage of ..... times of the interest and principal amount, which is in accordance with the terms of issue/ debenture trust deed (calculation as per statement of asset cover ratio for the Secured debt securities - table – I): **Not Applicable**

iii. The total assets of the listed entity provide coverage of 1.93 times of the principal, which is in accordance with the terms of issue (calculation as per statement of asset coverage ratio available for the unsecured debt securities - table – II) (as per requirement of Regulation 54 read with Regulation 56(1)(d) of LODR Regulations).

**Table – I:**

Sr. No.	Particulars		Amount
i.	Total assets available for secured Debt Securities' – (secured by either pari-passu or exclusive charge on assets)	A	NA
	Property Plant & Equipment (Fixed assets) - movable/immovable property etc.		NA
	Loans /advances given (net of provisions, NPAs and sell down portfolio), Debt Securities, other credit extended etc		NA
	Receivables including interest accrued on Term loan/ Debt Securities etc		NA
	Investment(s)		NA
	Cash and cash equivalents and other current/ Non-current assets		NA
ii.	Total borrowing through issue of secured Debt Securities (secured by either	B	NA
	Debt Securities (Provide details as per table below)		
	IND - AS adjustment for effective Interest rate on secured Debt Securities		
	Interest accrued/payable on secured Debt Securities		
iii.	Asset Coverage Ratio (100% or higher as per the terms of offer document/information	A/B	NA





**ISIN wise details**

Rs. In Crore

Sl No.	ISIN NO.	Facility	Type of charge	Sanctioned Amount	Outstanding Amount As on 30-09-24	Cover Required	Assets Required
1	INE476A08043	BASEL III TIER II SERIES II - 2015-16	NA	900.00	900.00	Nil	Nil
2	INE476A08118	BASEL III AT I S-IV FY 2020-21	NA	120.00	120.00	Nil	Nil
3	INE476A08159	BASEL III AT I 2021-22 SR III	NA	1,000.00	1,000.00	Nil	Nil
4	INE476A08035	BASEL III AT I 2014-15	NA	1,500.00	1,500.00	Nil	Nil
5	INE476A08076	BASEL III TIER II Series I 2019-20	NA	3,000.00	3,000.00	Nil	Nil
6	INE667A08021	BASEL III TIER II	NA	400.00	400.00	Nil	Nil
7	INE476A08050	BASEL III TIER II 2016-17	NA	3,000.00	3,000.00	Nil	Nil
8	INE476A08167	BASEL III AT I 2022-23 Series I	NA	2,000.00	2,000.00	Nil	Nil
9	INE476A08175	BASEL III TIER II S-1	NA	2,000.00	2,000.00	Nil	Nil
10	INE476A08084	BASEL III AT I Bonds S-1 2020-21	NA	1,012.00	1,012.00	Nil	Nil
11	INE476A08183	BASEL III TIER I S-II	NA	2,000.00	2,000.00	Nil	Nil
12	INE667A08039	BASEL III TIER II	NA	1,000.00	1,000.00	Nil	Nil
13	INE476A08092	BASEL III AT I Bonds S-2 2020-21	NA	169.10	169.10	Nil	Nil
14	INE476A08126	BASEL III AT I 2021 S1	NA	1,500.00	1,500.00	Nil	Nil
15	INE667A08013	BASEL III TIER II	NA	750.00	750.00	Nil	Nil
16	INE476A08134	BASEL III AT I 2021-22 SR II	NA	1,500.00	1,500.00	Nil	Nil
17	INE667A08047	BASEL III TIER II	NA	750.00	750.00	Nil	Nil
18	INE476A08142	BASEL III TIER II S 1	NA	2,500.00	2,500.00	Nil	Nil
19	INE476A09264	BASEL III TIER II SERIES I - 2015-16	NA	1,500.00	1,500.00	Nil	Nil
20	INE476A08100	BASEL III AT I Bonds S-3 2020-21	NA	1,635.00	1,635.00	Nil	Nil
21	INE476A08191	LTB 2023 - 1	NA	5,000.00	5,000.00	Nil	Nil
22	INE476A08209	LTB 2023 - 2	NA	5,000.00	5,000.00	Nil	Nil
23	INE476A08217	BASEL III AT I 2023-24 Series I	NA	1,403.00	1,403.00	Nil	Nil
24	INE476A08225	BASEL III AT I 2023-24 Series II	NA	2,000.00	2,000.00	Nil	Nil
25	INE476A08233	CB LTB 2034	NA	10,000.00	10,000.00	Nil	Nil
26	INE476A08241	BASEL III AT I 2024-25 Series I	NA	3,000.00	3,000.00	Nil	Nil
<b>GRAND TOTAL</b>				<b>54,639.10</b>	<b>54,639.10</b>		



**Table-II**

S.N.	Particulars		Amount (Rs. In Crore)
i.	Net assets of the listed entity available for unsecured lenders (Property Plant & Equipment (excluding intangible assets and prepaid expenses) + Investments + Cash & Bank Balances + Other current/ Non-current assets excluding deferred tax assets (-) Total assets available for secured lenders/creditors on pari passu/exclusive charge basis under the above heads (-) unsecured current/ non-current liabilities (-) interest accrued/ payable on unsecured borrowings)	A	117627.48
ii.	Total Borrowings (unsecured)	B	
	<input type="checkbox"/> Term loan		
	<input type="checkbox"/> Non-convertible Debt Securities		
	<input type="checkbox"/> CC/ OD Limits		
	<input type="checkbox"/> Other Borrowings		61072.74
	<input type="checkbox"/> IND - AS adjustment for effective Interest rate on unsecured borrowings		
iii.	Assets Coverage Ratio  (100% or higher as per the terms of Offer Document/Information Memorandum/ Debenture Trust Deed)	(A/B)	1.93



**c) Compliance of all the covenants / terms of the issue in respect of listed debt securities Information under SEBI (LISTING OBLIGATION & DISCLOSURE REQUIREMENTS) Regulation, 2015 in terms of the provision of regulation 56(1)(d) as amended from time to time – Covenant Compliance Certificate as on 30.09.2024**

We have examined the compliances made by the Bank in respect of the covenants / terms of the issue of the listed debt securities and certify that the covenants/terms of the issue have been complied by the Bank.

Based on the examination of the books of accounts and other relevant records/documents, we hereby certify that:

We certify that the company has complied with all the covenant/terms of the issue mentioned in the offer document/ Information Memorandum and/or Debenture Trust Deed for the above mentioned Non-convertible debt securities.

Further, please find below list of the covenant which the company has failed to comply for the quarter:

Covenant	Document reference	Date of breach	Cure period (if any)
NIL			

**Sign & Stamp of Statutory Auditor**



**For ABARNA & ANANTHAN**  
Chartered Accountants  
F.R. No. – 000003S

*S. Ananthan*

**CA S. ANANTHAN**  
PARTNER  
M. No. – 026379  
UDIN:24026379BKFHHA5114

Place: BENGALURU  
Date: 29-10-2024

**Consolidated disclosure of related party transactions and balances for the Half Year Ended  
30<sup>th</sup> Sep, 2024**

**Names of related parties and their relationship with the Bank- Parent - Canara Bank**

1. Names of Related parties and their relationship with the Bank-  
Parent Canara Bank

**Key Management Personnel -**

- i) Shri. K. Satyanarayana Raju, Managing Director & Chief Executive Officer
- ii) Shri Debashish Mukherjee, Executive Director
- iii) Shri Ashok Chandra, Executive Director
- iv) Shri Hardeep Singh Ahluwalia, Executive Director
- v) Shri Bhavendra Kumar, Executive Director
- vi) Shri. Brij Mohan Sharma, Ex - Executive Director
- vii) Shri S K Majumdar, Group Chief Finance Officer
- viii) Santosh Kumar Barik, Company secretary (w.e.f from 21<sup>st</sup> April 2023)
- ix) Shri Vinay Mohta (Ex-Company Secretary till 20.04.2023)

**Parent-**

- i) Canara Bank

**Subsidiaries -**

- i) Canbank Financial Services Ltd.
- ii) Canbank Venture Capital Fund Ltd.
- iii) Canbank Factors Ltd.
- iv) Canara Robecco Asset Management Company Ltd.
- v) Canbank Computer Services Ltd.
- vi) Canara Bank Securities Ltd. (formerly GILT Securities Trading Corpn. Ltd)
- vii) Canara HSBC Life Insurance Company Ltd
- viii) Canara Bank (Tanzania) Ltd.

**Joint Ventures**

Nil



**Associates -**

- i) Canfin Homes Ltd.
- ii) Regional Rural Banks sponsored by the Bank
  - a) Karnataka Gramin Bank (Erstwhile Pragati Krishna Gramin Bank)
  - b) Kerala Gramin Bank (Erstwhile South Malabar Gramin Bank)
  - c) Andhra Pragathi Grameena Bank
  - d) Karnataka Vikas Grameena Bank

**1.2 Remuneration to Key Management Personnel during year ended 30<sup>th</sup> Sep,2024 are as under**

**(Amount in Rs.)**

NAME & PERIOD	DESIGNATION	2023-24	2024-25
Sri K SATYANARAYANA RAJU	Managing Director & Chief Executive Officer	38,61,277.58	20,46,528.00
Sri DEBASHISH MUKHERJEE	Executive Director	36,18,756.00	19,26,144.00
Sri ASHOK CHANDRA	Executive Director	34,61,076.00	18,41,880.00
Sri HARDEEP SINGH AHLUWALIA	Executive Director	31,12,162.57	16,60,752.00
Sri BHAVENDRA KUMAR (From 09.10.2023)	Executive Director	15,72,693.17	17,36,112.00
Sri BRIJ MOHAN SHARMA	Ex -Executive Director	40,42,310.00	-
Sri S K MAJUMDAR	Group Chief Financial Officer (GCFO)	41,29,546.44	20,28,254.84
Sri SANTOSH KUMAR BARIK (From 21.04.2023)	Company Secretary of The Bank	23,72,882.88	12,37,540.53
Sri VINAY MOHTA (Till 20.04.2023)	Ex-Company Secretary of The Bank	1,40,595.05 (20 Days Salary)	-
	<b>Total</b>	<b>2,63,11,299.69</b>	<b>1,24,77,211.37</b>

In terms of paragraph 5 of AS 18, transactions in the nature of Banker-Customer relationship including those with Key Management Personnel and relatives of Key Management Personnel have not been disclosed.



**Related Party Transactions for half year ended 30th Sep, 2024**

(Amount in Rs Cr.)

Additional disclosure of related party transactions - applicable only in case the related party transaction relates to loans, inter-corporate deposits, advances or investments made or given by the listed entity/subsidiary. These details need to be disclosed only once, during the reporting period when such transaction was undertaken.

Sr.No	Details of the party (listed entity /subsidiary) entering into the transaction	Details of the counterparty Relationship of the counterparty with the listed entity or its subsidiary	Type of related party transaction	Value of the related party transaction as approved by the audit committee	Value of transaction during the reporting period	In case monies are due to either party as a result of		In case any financial indebtedness is incurred			Details of the loans, inter-corporate deposits, advances or investments						
						Opening balance (As on 01st April, 2024)	Closing balance (As on 30th September, 2024)	Nature of indebtedness (loan/ issuance of debt/ any other etc.)	Cost	Tenure	Nature (loan/ advance/ inter-corporate deposit/ investment)	Interest Rate (%)	Tenure	Secured/ unsecured	Purpose for which the funds will be utilised by the ultimate recipient of funds (end-usage)		
1	Canara Bank	Directors/KMP	Remmuneration paid to Directors/ KMP (FY 2024)		1.25	0.00	0.00										
2	Canara Bank	Subsidiaries	Bank Balance		0.89	61.67	68.60										
3	Canara Bank	Subsidiaries	Rendering of Services		149.34	1.68	6.39										
4	Canara Bank	Subsidiaries	Bank Deposit placed with Canara bank		230.31	80.40	82.29										
5	Canara Bank	Subsidiaries	Premium Paid		394.45	0.00	0.00										
6	Canara Bank	Subsidiaries	Receiving of Services		0.24	8.63	0.04										
7	Canara Bank	Subsidiaries	Dividend Received		22.40	0.00	0.00										
8	Canara Bank	Subsidiaries	Interest Paid/ Payable		7.81	1.55	0.41										
9	Canara Bank	Subsidiaries	Reimbursement of Salaries /allowances/ sitting Fees to Directors		3.17	0.23	0.33										
10	Canara Bank	Subsidiaries	Rent Received/Receivable		1.18	0.03	0.03										
11	Canara Bank	Associates & JV	Bank Balance		2.16	49.28	38.50										
12	Canara Bank	Associates & JV	Rendering of Services		0.18	0.00	0.00										
13	Canara Bank	Associates & JV	Bank Deposit placed with Canara Bank		454.61	305.63	455.65										
14	Canara Bank	Associates & JV	Dividend Received		15.98	0.00	0.00										
15	Canara Bank	Associates & JV	Interest Paid		16.97	0.00	0.00										
16	Canara Bank	Associates & JV	Interest Received		46.66	0.00	0.00										
17	Canara Bank	Associates & JV	Investment in Canara Bank Share		0.00	0.89	0.89										



*Santosh K. Hegde*

18	Canara Bank	Associates & JV	Reimbursement of Salaries /allowances/ sitting Fees to Directors	6.73	0.00	0.00	NA
19	Canara Bank	Associates & JV	Rent Received	0.27	0.00	0.00	
20	Canara Bank	Associates & JV	Brokerage paid	0.00	0.00	0.00	
21	Canara Bank	Associates & JV	Dividend paid	0.83	0.00	0.00	
22	Group Entity	Group Entity	Bank Balance	0.00	15.27	6.26	
23	Group Entity	Group Entity	Rendering of Services	17.89	8.83	6.68	
24	Group Entity	Group Entity	Premium paid	1.63	0.00	0.00	
25	Group Entity	Group Entity	Investment in Mutual Funds	24.01	11.59	31.74	
26	Group Entity	Group Entity	Premium Received	52.83	0.00	0.00	
27	Group Entity	Group Entity	Brokerage paid	0.53	0.00	0.00	
28	Group Entity	Group Entity	Brokerage Received	0.81	0.00	0.00	

1. The above disclosure on related party transactions is pursuant to regulation 23(9) of SEBI (Listing Obligations Disclosure Requirements)

2. As Listed banks shall not be required to provide the disclosures with respect to related party transactions involving loans, inter-corporate deposits, advances or investments made or given by the listed banks, such disclosures have not been made.



*Santosh K. Hegundar*



**Statement of Deviation/Variation in Utilization of Funds Raised**

[As per Regulation 32(1) of SEBI (LODR) Regulations, 2015]

Name of listed entity	CANARA BANK					
Mode of Fund Raising	Public Issues/Rights Issues/Preferential issues/QIP/Others					
Date of Raising Funds	NOT APPLICABLE FOR Q2 FY 2024-25					
Amount Raised	NOT APPLICABLE FOR Q2 FY 2024-25					
Report filed for Quarter ended	30 <sup>TH</sup> September 2024					
Monitoring Agency	NOT APPLICABLE FOR Q2 FY 2024-25					
Monitoring Agency Name, if applicable	NOT APPLICABLE FOR Q2 FY 2024-25					
Is there a Deviation / Variation in use of funds raised	NOT APPLICABLE FOR Q2 FY 2024-25					
If yes, whether the same is pursuant to change in terms of a contract or objects, which was approved by the shareholders	-					
If Yes, Date of shareholder Approval	-					
Explanation for the Deviation / Variation	-					
Comments of the Audit Committee after review	-					
Comments of the auditors, if any	-					
Objects for which funds have been raised and where there has been a deviation, in the following table	-					
Original Object	Modified Object, if any	Original Allocation	Modified allocation, if any	Funds Utilized	Amount of Deviation/Variation for the quarter according to applicable object	Remarks if any
Same as above	-	-	-	-	-	-
<p>Deviation or variation could mean:            (a) Deviation in the objects or purposes for which the funds have been raised or            (b) Deviation in the amount of funds actually utilized as against what was originally disclosed or            (c) Change in terms of a contract referred to in the fund raising document i.e. prospectus, letter of offer, etc</p> <p><i>Santanu K. Majumdar</i>            Name of Signatory S K MAJUMDAR            Designation CHIEF GENERAL MANAGER &amp; GCFO            Place: Bengaluru            Date: 29.10.2024</p>						



**Statement of Utilization of Issue Proceeds and Statement of Deviation/Variation in Use of Proceeds of Issue of Listed Non-Convertible Debt Securities**

[As per Regulation 52(7) 52(7A) of SEBI (LODR) Regulations, 2015]

**D. Statement of deviation/ variation in use of Issue proceeds:**

Name of listed entity						CANARA BANK
Mode of Fund Raising						Private Placement
Type of instrument						Non-convertible, Taxable, Redeemable, Unsecured, Fully Paid-up Long-Term Infra Bonds in the nature of debentures
Date of Raising Funds						19.07.2024
Amount Raised in Crores						10,000
Report filed for Quarter ended						30.09.2024
Is there a Deviation / Variation in use of funds raised?						No
Whether any approval is required to vary the objects of the issue stated in the prospectus/ offer document?						Not Applicable
If yes, details of the approval so required?						Not Applicable
Date of approval						Not Applicable
Explanation for the Deviation / Variation						Not Applicable
Comments of the audit committee after review						Not Applicable
Comments of the auditors, if any						Not Applicable
Objects for which funds have been raised and where there has been a deviation, in the following table						
Original Object	Modified Object, if any	Original Allocation	Modified allocation, if any	Funds Utilized	Amount of Deviation/Variation for the Quarter according to applicable object (INR Crores and in %)	Remarks, if any
Not Applicable						
Deviation could mean:						
(a) Deviation in the objects or purposes for which the funds have been raised						
(b) Deviation in the amount of funds actually utilized as against what was originally disclosed.						
<p style="text-align: center;"><i>Sankar K. Majumdar</i></p>						
Name of Signatory		S K MAJUMDAR				Place: Bengaluru
Designation		CHIEF GENERAL MANAGER & GCFO				Date : 29.10.2024



**Statement of Utilization of Issue Proceeds and Statement of Deviation/Variation in Use of Proceeds of Issue of Listed Non-Convertible Debt Securities**

[As per Regulation 52(7) & 52(7A) of SEBI (LODR) Regulations, 2015]

**C. Statement of utilization of issue proceeds:**

(Rs. in Crores)

Name of the Issuer	ISIN	Mode of Fund Raising (Public issues/ Private placement)	Type of instrument	Date of raising funds	Amount Raised	Funds Utilized	Any deviation (Yes/ No)	If 8 is Yes, then specify the purpose for which the funds were utilized	Remarks, if any
1	2	3	4	5	6	7	8	9	10
CANARA BANK	INE476 A08233	PRIVATE PLACEMENT	LONG TERM INFRA BONDS	19.07.2024	10,000	5582.98	NO	NA	NA
<b>Total</b>					<b>10,000</b>	<b>5582.98</b>			

*Santosh K. Majumdar*

Name of Signatory: S K MAJUMDAR  
Designation: CHIEF GENERAL MANAGER & GCFO

Place: Bengaluru  
Date: 29.10.2024

**Statement of Utilization of Issue Proceeds and Statement of Deviation/Variation in Use of Proceeds of Issue of Listed Non-Convertible Debt Securities**

[As per Regulation 52(7) 52(7A) of SEBI (LODR) Regulations, 2015]

**B. Statement of deviation/ variation in use of Issue proceeds:**

Name of listed entity						CANARA BANK
Mode of Fund Raising						Private Placement
Type of instrument						Non-Convertible, Taxable, Perpetual, Subordinated, Fully Paid Up, Unsecured Basel III Compliant Additional Tier 1 Bonds 2024-25 Series I
Date of Raising Funds						29.08.2024
Amount Raised in Crores						3000
Report filed for Quarter ended						30.09.2024
Is there a Deviation / Variation in use of funds raised?						No
Whether any approval is required to vary the objects of the issue stated in the prospectus/ offer document?						Not Applicable
If yes, details of the approval so required?						Not Applicable
Date of approval						Not Applicable
Explanation for the Deviation / Variation						Not Applicable
Comments of the audit committee after review						Not Applicable
Comments of the auditors, if any						Not Applicable
Objects for which funds have been raised and where there has been a deviation, in the following table						
Original Object	Modified Object, if any	Original Allocation	Modified allocation, if any	Funds Utilized	Amount of Deviation/Variation for the Quarter according to applicable object (INR Crores and in %)	Remarks, if any
Not Applicable						
Deviation could mean:						
(a) Deviation in the objects or purposes for which the funds have been raised						
(b) Deviation in the amount of funds actually utilized as against what was originally disclosed.						
<p><i>Sankar K. Majumdar</i></p> <p>Name of Signatory S K MAJUMDAR Designation CHIEF GENERAL MANAGER &amp; GCFO</p>						<p>Place: Bengaluru Date : 29.10.2024</p>

**Statement of Utilization of Issue Proceeds and Statement of Deviation/Variation in Use of Proceeds of Issue of Listed Non-Convertible Debt Securities**

[As per Regulation 52(7) & 52(7A) of SEBI (LODR) Regulations, 2015]

**A. Statement of utilization of issue proceeds:**

(Rs. in Crores)

Name of the Issuer	ISIN	Mode of Fund Raising (Public issues/ Private placement)	Type of instrument	Date of raising funds	Amount Raised	Funds Utilized	Any deviation (Yes/ No)	If 8 is Yes, then specify the purpose for which the funds were utilized	Remarks, if any
1	2	3	4	5	6	7	8	9	10
CANARA BANK	INE476 A08241	PRIVATE PLACEMENT	BASEL III AT1 2024-25 SERIES I	29.08.2024	3000	3000	NO	NA	NA
<b>Total</b>					<b>3000</b>	<b>3000</b>			

*Santosh K. Majumdar*

Name of Signatory: S K MAJUMDAR  
Designation: CHIEF GENERAL MANAGER & GCFO

Place: Bengaluru  
Date: 29.10.2024