




CANBANK FACTORS LIMITED
Balance Sheet as at 31st March, 2019

Particulars	Note	As at 31st March 2019 ₹ Lakhs	As at 31st March 2018 ₹ Lakhs
I. EQUITY AND LIABILITIES			
(1) Shareholder's Funds			
(a) Share Capital	2.1	2,000.00	2,000.00
(b) Reserves and Surplus	2.2	10,134.18	9,861.84
		12,134.18	11,861.84
(2) Non Current Liabilities			
(a) Long-term Provisions	2.3	44.07	38.85
		44.07	38.85
(3) Current Liabilities			
(a) Short-term Borrowings	2.4	33,788.32	25,942.44
(b) Other Current Liabilities	2.5	613.65	213.10
(c) Short-term Provisions	2.3	19,035.94	18,034.03
		53,437.91	44,189.57
Total		65,616.16	56,090.26
II. ASSETS			
(1) Non-current assets			
(a) Fixed assets			
(i) Tangible assets	2.6	21.34	27.15
(ii) Intangible assets	2.6	2.03	4.38
(b) Investments	2.7	-	-
(c) Deferred tax Assets (net)	2.8	4,934.70	4,786.59
(d) Long term Loans & Advances	2.12	436.85	332.55
		5,394.92	5,150.67
(2) Current assets			
(a) Trade Receivables	2.10	59,967.43	50,579.04
(b) Cash and Bank Balances	2.11	0.20	0.41
(c) Short term Loans & Advances	2.12	12.89	20.65
(d) Other Current Assets	2.9	240.72	339.49
(e) Investments	2.7	-	-
		60,221.24	50,939.59
Total		65,616.16	56,090.26
Significant Accounting Policies and Notes on Accounts	1 & 2		


As per our attached report of even date
For VASAN & SAMPATH LLP
Chartered Accountants
Firm Regn No. 001842S



R A SANKARA NARAYANAN
Chairman
DIN-05230407


A MANIMEKHALAI
Vice Chairman
DIN-08411575


ARUN KUMAR SRINIVASAN
Partner
M. No. 205552



BISWAJIT RAY
Managing Director
DIN-07697500



LALITHA RAMESWARAN
Director
DIN-02326309


A S VISHNUBHARATH
Director
DIN-0912185


KS SRIKANTH
Director
DIN- 08160842


C GOPALA KRISHNA
Director
DIN-07794498


S K SINHA
Executive
Vice President


S BALASUBRAMANIAN
Vice President (Finance)
& Company Secretary&CFO

Bangalore
Date :03.06.2019




CANBANK FACTORS LIMITED


Statement of Profit and Loss for the year ended 31st March, 2019

Particulars	Note	For the year ended 31st March 2019 ₹ Lakhs	For the year ended 31st March 2018 ₹ Lakhs
I. Revenue from Operations	2.13	4,202.32	4,844.58
II. Other Income	2.14	76.66	67.66
III. Total Revenue (I +II)		4,278.98	4,912.24
IV. Expenses:			
Employee Benefit Expenses	2.15	402.56	395.70
Other Expenses	2.16	1,485.32	6,912.70
Depreciation and Amortization expenses	2.6	9.02	16.98
Finance costs	2.17	2,270.09	2,452.72
IV. Total Expenses		4,166.99	9,778.10
V. Profit/(Loss) Before Exceptional and Extraordinary Items and Tax (III - IV)		111.99	(4,865.86)
VI. Exceptional Items and Extraordinary Items		-	-
VII. Profit/(Loss) Before Tax (V - VI)		111.99	(4,865.86)
VIII. Tax Expense:			
(1) Current tax (inclusive of MAT credit of Rs. 278 Lakhs)		2.00	-
(2) Deferred tax		(148.11)	169.64
(3) Prior period Tax		(14.24)	-
Total Tax Expense		(160.35)	-
IX. Profit/(Loss) after tax		272.34	(5,035.50)
X. Earnings Per Equity Share	2.27		
(1) Basic		1.36	(25.18)
(2) Diluted		1.36	(25.18)
Significant Accounting Policies and Notes on Accounts	1 & 2		

As per our attached report of even date
For VASAN & SAMPATH LLP
Chartered Accountants
Firm Regn No. 004942S



R A SANKARA NARAYANAN
Chairman
DIN-05230407


A MANIMEKHALAI
Vice Chairman
DIN-08411575


ARUN KUMAR SRINIVASAN
Partner
M. No. 205552

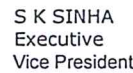

BISWAJIT RAY
Managing Director
DIN-07697500



LALITHA RAMESWARAN
Director
DIN-02326309


A S VISHNUBHARATH
Director
DIN-0912185


KS SRIKANTH
Director
DIN- 08160842


C GOPALA KRISHNA
Director
DIN-07794498


S K SINHA
Executive
Vice President


S BALASUBRAMANIAN
Vice President (Finance)
& Company Secretary&CFO

Bangalore
Date :03.06.2019



CANBANK FACTORS LIMITED
CASH FLOW STATEMENT FOR THE YEAR ENDED 31.03.2019

	For the Year ended 31.03.2019		For the Year ended 31.03.2018	
	(Rs. In lakhs)		(Rs. In lakhs)	
Cash Flow From Operating Activities:				
Net Profit before tax and Extraordinary Items		111.99		(4,865.86)
Adjustments for :				
Depreciation on Fixed Assets	9.02		16.98	
Provision Others	-		-	
Gratuity Expenditure / (Income)	-		-	
Gratuity Contribution made	-		-	
Interest on income tax	(71.15)		(17.85)	
Profit on sale of Fixed Assets	(0.16)		(0.11)	
Financing Cost	2,270.09		2,452.72	
Loss on sale of Fixed Assets	0.60		-	
		2,208.40		2,451.74
Operating Profit before Working Capital		2,320.39		(2,414.12)
Adjustments for:				
(Increase)/Decrease in Trade Receivables	(9,388.39)		13,768.06	
(Increase)/Decrease in Loans and Advances	(96.54)		70.85	
(Increase)/Decrease in Deferred Tax	(148.11)		169.64	
(Increase)/Decrease in Other Current Asset	98.77		(156.49)	
Increase/(Decrease) in Other Liabilities	400.55		(17.88)	
Increase/(Decrease) in Provisions	1,007.13	(8,126.59)	6,380.55	20,214.73
Cash Generated from Operations				
Income tax Paid & TDS		160.35		(169.64)
Income tax Refund Received				-
Net Cash Flow From Operating Activities (A)		(5,645.85)		17,630.97
Cash Flow From Investing Activities:				
Additions to Fixed Assets	(1.84)		(2.45)	
Sale proceeds of fixed Assets	0.54		0.21	
Excess Contribution made Gratuity	-	(1.30)	-	(2.24)
Net Cash From Investing Activities (B)		(1.30)		(2.24)




Cash Flow From Financing Activities:				
Increase/ (Decrease) In Short term Borrowings	7,845.88		(15,193.84)	
Financing Cost	(2,270.09)		(2,452.72)	
Interest on income tax	71.15		17.85	
Payment of Dividend	-		-	
Payment of Dividend Distribution Tax	-	5,646.94	-	(17,628.71)
Net Cash From Financing Activities (C)		5,646.94		(17,628.71)
Net Increase/(Decrease) in Cash And Cash		(0.21)		0.02
Cash and Cash Equivalentents at the beginning of the year		0.41		0.39
Cash and Cash Equivalentents at the end of the year		0.20		0.41
<p>Note:</p> <p>1) The Cash Flow Statement has been prepared under the 'Indirect Method ' as set out in the Accounting Standard -3 on Cash Flow Statement issued by the Institute of Chartered Accountant of India.</p> <p>2) Previous Year's figures have been regrouped / rearranged wherever necessary.</p>				


As per our attached report of even date
For VASAN & SAMPATH LLP
Chartered Accountants
Firm Regn No. 064542S



R A SANKARA NARAYANAN
Chairman
DIN-05230407


A MANIMEKHALAI
Vice Chairman
DIN-08411575


ARUN KUMAR SRINIVASAN
Partner
M. No. 205552


BISWAJIT RAY
Managing Director
DIN-07697500



LALITHA RAMESWARAN
Director
DIN-02326309


A S VISHNUBHARATH
Director
DIN-0912185


KS SRIKANTH
Director
DIN- 08160842

C GOPALA KRISHNA
Director
DIN-07794498

S K SINHA
Executive
Vice President


S BALASUBRAMANIAN
Vice President (Finance)
& Company Secretary

Bangalore
Date :03.06.2019



1.SIGNIFICANT ACCOUNTING POLICIES AND NOTES ON ACCOUNTS

COMPANY OVERVIEW

Canbank Factors Limited, a subsidiary of Canara Bank is registered with Reserve Bank of India as a non-banking, non-deposit taking and systemically important Company. The Company is carrying on the business of factoring with a network of 11 branches across India. The Company has got registration from RBI with effect from 8th August, 2014.

1 SIGNIFICANT ACCOUNTING POLICIES

1.1 ACCOUNTING CONVENTION

The accounts have been prepared under the historical cost convention.

1.2 USE OF ESTIMATES

The preparation of financial statements in conformity with Indian GAAP requires management to make judgments estimates and assumptions that affect the reported balances, revenues, expenses, assets, liabilities and disclosures relating to contingent liabilities at the end of the reporting period. However, these estimates are based on management's best knowledge of current events and actions, uncertainty about these assumptions and estimates could result in the outcomes requiring a material adjustment to the carrying amounts of assets and liabilities in future periods.

1.3 REVENUE RECOGNITION

Income is accounted on accrual basis in terms of the guidelines issued by the Reserve Bank of India for Non-Banking Financial Companies. In respect of Non-Performing Assets (NPA's), no income is recognized/ accrued after it is classified as NPA and any income recognized before the asset became NPA and remaining unrealized is reversed. However, amount received in excess of book value of NPA's is treated as other receipts under revenue from Operations.

Discount charges:

Income is considered to accrue on time basis on the balances in the Prepayment Accounts at the rate of discount applicable.

Factoring charges:

Income is considered to accrue on the amount of debts factored at the applicable rate.

Processing charges:

Income is considered in full at the time of sanction of the factoring limits by the Company.

Interest on Investments:

Income is considered to accrue on time basis.



1.SIGNIFICANT ACCOUNTING POLICIES AND NOTES ON ACCOUNTS

1.4 INVESTMENTS

All Investments are valued on individual basis. Long-term investments are valued at cost. Premium, if any, paid in excess of the fair value is amortized over the remaining period.

1.5 FIXED ASSETS

Fixed Assets are valued at cost (inclusive of installation and other direct incidental expenses) less accumulated depreciation. Assets purchased but given on Lease are capitalized on installation at cost, net of cenvat.

1.6 DEPRECIATION

Assets other than given on Lease:

Depreciation is provided on Written down Value Method on pro-rata basis in accordance with the useful life of assets as prescribed under Schedule II Part- "C" of the Companies Act 2013 in such a way that the residual value of an asset shall not be more than 5% of the original cost of the asset.

In case of small value of asset with the original cost price of individual asset is upto Rs.5000/- then the entire amount to be depreciated fully in the financial year of purchase.

The intangible assets like Computer software (Both custom made & market purchases), the useful life shall be for a maximum period of three years and be depreciated accordingly.

1.7 ASSET CLASSIFICATION

In terms of the guidelines of Reserve Bank of India, Debts Factored and other debts are classified into Standard or Performing asset and Non-performing asset based on the record of recovery of principal/discount charges; Non-performing Assets are further categorized as Sub-Standard, Doubtful and Loss Assets.

1.8 PROVISIONING

- a) Provision in respect of Non-performing asset is determined as under:

I) For Sub-standard Assets: - A general provision of 10% of total outstanding shall be made.

II) For Doubtful Assets: - (a). 100% provision to the extent to which the debt is not covered by the realizable value of the security to which the company has a valid recourse is made. The realizable value is estimated on a realistic basis.

(b). In addition to item (a) above, depending upon the period for which the asset has remained doubtful, provision to the extent of 20% to 50% of the secured portion (i.e. estimated realizable value of the outstanding) is made on the following basis: -



1.SIGNIFICANT ACCOUNTING POLICIES AND NOTES ON ACCOUNTS

Period for which the asset has been considered as doubtful	% Provision
Up to one year	20
One to three years	30
More than three years	50

III) For Loss Assets: - The entire asset is written off. If the assets are permitted to remain in the books for any reason, 100% of the outstanding is provided for.

- b) In respect of Standard Assets, a general provision of 0.40% on the outstanding is made.

1.9 FACTORED & OTHER DEBTS & FUNDS-IN-USE

Debts factored and other debts are included under Current Assets as Trade Receivables. The unpaid balance of debts factored and due to clients after collection is deducted from Gross Debts Factored and the Funds-in-use is arrived at.

1.10 RETIREMENT BENEFITS


The Provident Fund contribution for the directly recruited employees is a defined contribution scheme and is being remitted to the Regional Provident Fund Commissioner and accounted for on accrual basis and the Company has no further liability beyond its monthly contributions.

Gratuity is a defined benefit obligation for directly recruited employees. The company has taken a group gratuity policy from LIC of India. The liability for future gratuity benefits is accounted based on actuarial valuation as at the end of each year as disclosed by LIC of India.

At present in respect of directly recruited employees, there is no provision in the staff rules of the company for encashment of privilege leave at the time of superannuation. An Encashment is permissible only at the time of availing LFC. This is also restricted to a maximum period of 30 days. The availment of LFC and the option to avail a maximum privilege leave of 30 days is contingent upon the employee exercising the option of availing LFC. Hence, no provision has been made in the Books of the Company.

1.11 BORROWING COST

Borrowing Cost that is attributable to construction of fixed assets is capitalized as part of such assets for the period up to the date of installation. All other borrowing costs are charged to revenue on accrual basis. However, other expenses incidental to borrowings like stamp duty, I.P. Commission etc are charged off at the time of incidence.



CANBANK FACTORS LIMITED

1.SIGNIFICANT ACCOUNTING POLICIES AND NOTES ON ACCOUNTS

1.12 FOREIGN EXCHANGE TRANSACTION

- a) Transactions in foreign currencies are recorded at the exchange rate prevailing on the date of the transaction.
- b) Current assets and current liabilities are translated at the year-end rate.
- c) The differences between the rate prevailing on the date of the transaction and on the settlement and also on translation of current assets and current liabilities at the end of the year are recognized as income or expenditure as the case may be and are adjusted in the statement of Profit & Loss accordingly.
- d) Liability on account of Exchange difference in respect of foreign currency loans utilized for the purpose of acquiring fixed assets and outstanding on the balance sheet date is added to the cost of the fixed assets. Exchange difference on such loan installments paid during the year is accounted for as revenue expense.
- e) In respect of Foreign Exchange Contracts, the difference between the forward rate and the exchange rate at the date of the transaction is recognized as income or expense over the life of the contract, except in respect of liabilities incurred for acquiring fixed assets in which case, such difference should be adjusted in the carrying amount of the respective fixed assets.
- f) Any profit or loss arising on cancellation or renewal of a forward exchange contract is recognized as income or as expense for the period, except in case of a forward exchange contract relating to liabilities incurred for acquiring fixed assets, in which case, such profit or loss should be adjusted in the carrying amount of the respective fixed assets.

1.13 TAXATION

- a) Provision for Current tax is made on the basis of taxable income estimated in accordance with the provisions of Income Tax Act, 1961.
- b) Deferred tax resulting from timing differences between taxable and accounting income is accounted for using the tax rates and laws that are enacted or substantively enacted as on the balance sheet date.
- c) Deferred tax assets arising from timing differences are recognized to the extent there is virtual certainty that these would be realized in future. Deferred tax Assets are carried forward to the extent it is reasonably/ virtually certain that future taxable profit will be available against which such deferred tax assets can be realized. Deferred tax assets are reviewed at each balance sheet date and written down/ written up to reflect the amount that is reasonably/virtually certain (as the case may be) to be realized.

1.14 PRIOR PERIOD TRANSACTIONS

Prior period items of revenue & capital shall be recognized and shown separately in accounts whenever such transactions exceed 1% or Rs.100000/- whichever higher, of the total Revenue, Expenditure, and Assets & Liabilities as the case may be as per item No.5 of general instructions in preparation of P & L account, of the Companies Act, 2013.



1.SIGNIFICANT ACCOUNTING POLICIES AND NOTES ON ACCOUNTS

1.15 PROVISION, CONTINGENT LIABILITIES AND CONTINGENT ASSETS

Provisions involving substantial degree of estimation in measurement are recognized when there is a present obligation as a result of past events and it is probable that there will be an outflow of resources. Contingent liabilities are not recognized but are disclosed in the notes. Contingent Assets are neither recognized nor disclosed in the financial statements.

1.16 EARNINGS PER SHARE

Basic earnings per share are computed by dividing the net profit after tax by the weighted average number of equity shares outstanding during the period. Diluted earnings per share is computed by dividing the profit after tax by the weighted average number of equity shares considered for deriving basic earnings per share and also the weighted average number of equity shares that could have been issued upon conversion of dilutive potential equity shares.



2.1 SHARE CAPITAL

Particulars	As at 31st March 2019 ₹ Lakhs	As at 31st March 2018 ₹ Lakhs
AUTHORIZED SHARES 10,00,00,000 Equity Shares of ₹.10/-each	10,000.00	10,000.00
ISSUED, SUBSCRIBED AND FULLY PAID UP SHARES 2,00,00,000 Equity Shares of ₹10/- each	2,000.00	2,000.00

a. Reconciliation of the shares outstanding at the beginning and at the end of the reporting period:

Particulars	31st March 2019		31st March 2018	
	Nos. in Lakhs	₹ Lakhs	Nos. in Lakhs	₹ Lakhs
Equity Shares				
At the beginning of the period	200	2,000	200	2,000
Issued during the period	-	-	-	-
Outstanding at the end of the period	200	2,000	200	2,000


b. Shares held by holding/ultimate holding company and/or their subsidiaries/associates:

Out of equity shares issued by the company, shares held by its holding company, ultimate holding company and their subsidiaries/associates are as below:

Particulars	As at 31st March 2019 ₹ Lakhs	As at 31st March 2018 ₹ Lakhs
Canara Bank , the Holding Company 1,40,00,000 equity shares of ₹ 10 each fully paid	1,400.00	1,400.00
SIDBI, Co promoters 40,00,000 equity shares of ₹ 10 each fully paid	400.00	400.00
Andhra Bank, Co promoters 20,00,000 equity shares of ₹ 10 each fully paid	200.00	200.00

c. Details of shareholders holding more than 5% shares in the company:

Particulars	31st March 2019		31st March 2018	
	Nos. in Lakhs	% holding in the class	Nos. in Lakhs	% holding in the class
Equity shares of ₹ 10 each fully paid				
Canara Bank Limited, the Holding Company	140	70%	140	70%
SIDBI, Co promoters	40	20%	40	20%
Andhra Bank, Co promoters	20	10%	20	10%



d. Terms / rights attached to equity shares:

The Company has only one class of shares referred to as equity shares having a par value of ₹ 10/- each. Each holder of equity shares is entitled to one vote per share.

In the event of liquidation of the Company, the holders of the equity shares will be entitled to receive remaining assets of the Company, after distribution of all preferential amounts. The distribution will be in proportion to the number of equity shares held by the equity share holders.

e. Stock Option Plans:

The Company has no stock option Plans.

f. Aggregate number of bonus shares issued, share issued for consideration other than cash and shares bought back during the period of five years immediately preceding the reporting date:

The Company has not issued any bonus shares or shares for consideration other than cash or bought back any shares during the period of five years immediately preceding the reporting date.

2.2 RESERVES AND SURPLUS

Particulars	As at 31st March 2019 ₹ Lakhs	As at 31st March 2018 ₹ Lakhs
STATUTORY RESERVE FUND		
As Per Last Balance Sheet	5,006.00	5,006.00
Add: Transferred from Profit & Loss account	60.00	-
TOTAL	5,066.00	5,006.00
RESERVE FOR CONTINGENCIES		
As Per Last Balance Sheet	3,360.00	3,360.00
Add: Transferred from Profit & Loss account*	-	-
TOTAL	3,360.00	3,360.00
GENERAL RESERVE		
Balance as per last financial statement	10,512.57	10,512.57
Add: Transferred from Profit & Loss account	200.00	-
TOTAL	10,712.57	10,512.57
PROFIT AND LOSS ACCOUNT		
Balance as per last financial statement	(9,016.73)	(3,981.23)
Add: Net Profit after tax transferred from Statement of Profit & Loss	272.34	(5,035.50)
Appropriations:		
Transfer to Statutory Reserve Fund	60.00	-
Proposed Dividend	-	-
Dividend Tax, Surcharge & Cess	-	-
Transfer to Reserve for Contingencies*	-	-
Transfer to General Reserve	200.00	-
Closing Balance of Profit & Loss Account	(9,004.39)	(9,016.73)
GRAND TOTAL - RESERVES & SURPLUS	10,134.18	9,861.84



2.3 PROVISIONS

Particulars	Long Term		Short Term	
	As at 31st March 2019 ₹ Lakhs	As at 31st March 2018 ₹ Lakhs	As at 31st March 2019 ₹ Lakhs	As at 31st March 2018 ₹ Lakhs
Provision for Standard Assets	-	-	152.87	111.65
Provision for Doubtful Receivables	-	-	18,883.07	17,922.38
Provision for CSR	-	-	-	-
Provision for Proposed Final Dividend & Tax	-	-	-	-
Provision for Employee Benefits	44.07	38.85	-	-
TOTAL	44.07	38.85	19,035.94	18,034.03

In terms of Non-Banking Financial (Non-Deposit Accepting or Holding) Companies Prudential Norms (Reserve Bank) Directions, 2007 as amended dated 27th March, 2015 a general provision of 0.40% of the outstanding standard assets are made. As per that circular, the provision is not netted from gross advances (Factored & Other Debts) but shown separately under "Provisions" in the balance sheet and considered for Tier II capital.

(a) The particulars of provision for bad and doubtful debts are given as under: -

Particulars	2018-19	2017-18
	(₹ Lakhs)	(₹ Lakhs)
Balance as at beginning of the year	17,922.38	11,506.85
Add: Provision made during the year	1,138.71	6,525.33
Total	19,061.09	18,032.18
Less: Written off /excess written back	178.02	109.80
Balance as at the end of the year	18,883.07	17,922.38

In terms of Non-Banking Financial (Non-Deposit Accepting or Holding) Companies Prudential Norms (Reserve Bank) Directions, 2007 as amended dated 1st July, 2013 provision for doubtful assets have been made. As per that circular, the provision is not netted from gross advances (Factored Debts) but shown separately under "Provisions" in the Balance Sheet.

2.4 SHORT - TERM BORROWINGS

Particulars	As at 31st March 2019 ₹ Lakhs	As at 31st March 2018 ₹ Lakhs
Overdraft from Canara Bank	3,788.32	25,942.44
Working Capital Demand Loan (WC DL)- Canara Bank	30,000.00	-
TOTAL	33,788.32	25,942.44

The borrowing from Canara Bank is secured by a charge on Debts factored and repayable on demand and carries interest @ Marginal cost of funds based lending rate(MCLR).



2.5 OTHER CURRENT LIABILITIES

Particulars	As at 31st March 2019 ₹ Lakhs	As at 31st March 2018 ₹ Lakhs
Sundry Creditors for Expenses and others	177.09	49.27
Outstanding GST payable	5.92	5.30
Interest accrued but not Due(Canara Bank - WCDL)	151.52	-
Discount Charges received in Advance	253.97	20.02
Credit Balances in Client's A/Cs.	3.12	57.78
Retention Margin	22.00	74.42
Gratuity Contribution (Deficit) - LIC	0.03	6.31
TOTAL	613.65	213.10

Details of dues to micro and small scale enterprises as defined under the MSMED Act, 2006:

Particulars	As at 31st March 2019 ₹ Lakhs	As at 31st March 2018 ₹ Lakhs
	MSME	NON MSME
The principle amount and the interest due there on remaining unpaid to any supplier as at the end of each accounting year:		
- Principle amount due to micro small enterprises	NIL*	NIL*
- Interest due on above	NIL*	NIL*

***Details of dues to micro and small scale enterprises as defined under MSME Act, 2006:**

The Company has not received any intimation from the suppliers regarding their status under Micro, Small & Medium Enterprises Development Act, 2006. Hence no disclosure is made in respect of:

- a) Amount due and outstanding to suppliers as at the end of the accounting year.
- b) Interest paid during the year.
- c) Interest due and payable at the end of the accounting year.
- d) Interest accrued and unpaid at the end of the accounting year.

2.7 INVESTMENTS

Particulars	Non-Current		Current	
	As at 31st March 2019 ₹ Lakhs	As at 31st March 2018 ₹ Lakhs	As at 31st March 2019 ₹ Lakhs	As at 31st March 2018 ₹ Lakhs
	-	-	-	-
TOTAL	-	-	-	-



2.6 FIXED ASSETS

2. NOTES ON ACCOUNTS FOR THE YEAR ENDED 31ST MARCH 2019

PARTICULARS	GROSS BLOCK				DEPRECIATION			NET BLOCK	
	AS AT 01-04-2018	ADDITIONS DURING THE YEAR	ADJUSTMENT DURING THE YEAR	TOTAL AS AT 31-3-2019	DEPRECIATION FOR THE YEAR	ADJUSTMENT DURING THE YEAR	TOTAL AS AT 31-03-2019	W D V AS AT 31-03-2019	W D V AS AT 31-3-2018
TANGIBLE ASSETS:									
COMPUTERS & SOFTWARE	159.78	0.16	0.97	158.97	0.43	0.93	156.93	2.04	2.35
FURNITURES & FIXTURES	88.38	0.10	10.72	77.76	2.22	10.01	70.54	7.22	10.05
ELECTRICAL INSTALLATIONS	63.26	0.85	3.97	60.14	3.06	3.78	50.47	9.67	12.07
VEHICLES	11.16	-	-	11.16	0.41	-	10.25	0.91	1.32
OFFICE EQUIPMENTS	30.58	0.73	1.60	29.71	0.55	1.56	28.21	1.50	1.36
ASSETS GIVEN ON LEASE (Plant & Machinery)	99.13	-	-	99.13	-	-	99.13	-	-
Total Tangible Assets- I	452.29	1.84	17.26	436.87	6.67	16.28	415.53	21.34	27.15
INTANGIBLE ASSETS:									
SOFTWARE	106.73	-	-	106.73	2.35	-	104.70	2.03	4.38
Total Intangible Assets- II	106.73	-	-	106.73	2.35	-	104.70	2.03	4.38
GRAND TOTAL (I+II)	559.02	1.84	17.26	543.60	9.02	16.28	520.23	23.37	31.53
PREVIOUS YEAR TOTAL	570.95	2.49	14.42	559.02	16.98	14.30	527.49	31.53	46.16



2.8 DEFERRED TAXES (NET)

Particulars	As at 31st March 2019 ₹ Lakhs	As at 31st March 2018 ₹ Lakhs
Deferred Tax Assets		
Fixed Assets : Impact of difference between tax depreciation and depreciation charged for financial reporting	13.65	13.08
Provision for Doubtful Receivables	4,909.60	4,480.60
Carry forward Income tax Loss for the F.Y.2017-18	-	281.62
Provision for Employee Benefits	11.46	9.71
	4,934.71	4,785.01
Deferred Tax Liabilities		
On account of Gratuity Contribution to LIC in respect of Direct Recruited Employees	0.01	1.58
Deferred Taxes (Net)	4,934.70	4,786.59

Deferred Tax for the year has been computed at the current tax rate applicable to the Company of 25%(No surcharge as there is carry forward loss)

2.9 OTHER ASSETS

Particulars	NON- CURRENT		CURRENT	
	As at 31st March 2019 ₹ Lakhs	As at 31st March 2018 ₹ Lakhs	As at 31st March 2019 ₹ Lakhs	As at 31st March 2018 ₹ Lakhs
Loan Against Property & Machinery(LAP)	-	-		
	240.72	339.49		
	240.72	339.49	-	-
TOTAL	240.72	339.49	-	-

2.10 TRADE RECEIVABLES

Particulars	NON- CURRENT		CURRENT	
	As at 31st March 2019 ₹ Lakhs	As at 31st March 2018 ₹ Lakhs	As at 31st March 2019 ₹ Lakhs	As at 31st March 2018 ₹ Lakhs
Sundry Debtors (Unsecured)				
Debts Factored & Other Debts				
a) Outstanding for a period exceeding 6 months from the date they are due for payment				
Unsecured Considered Good	-	-	607.99	322.87
Unsecured Considered Doubtful	-	-	30,922.51	31,099.20
b) Others (Unsecured & Considered Good)	-	-	41,653.68	33,277.35
TOTAL	-	-	73,184.18	64,699.42
Less: Due upon Collection of Factored Debts	-	-	13,216.75	14,120.38
FUNDS-IN-USE	-	-	59,967.43	50,579.04

The Prime Security for Debts Factored and outstanding are the Trade Invoices and hence treated as unsecured.



In terms of Factoring Regulation Act, 2011 and considering the definition of "Factoring" provided thereunder, the debts factored / Other debts and the Funds-In-Use are classified as under:-

Particulars	Debts Factored & Other Debts	Percentage (%)	Funds-In-Use & LAP	Percentage (%)
Sale Bill Factoring	53,217.18	72.72	40,381.43	67.07
Trade Receivables discounting system	16,991.00	23.22	16,991.00	28.22
Purchase Bill Discounting	2,672.00	3.65	2,486.00	4.13
Invoice Discounting (Backed by LC)	304.00	0.41	109.00	0.18
Loan Against Property & Machinery(LAP)	-	-	240.72	0.40
	73,184.18	100.00	60,208.15	100.00

Debt considered doubtful includes the amounts payable to the clients upon realization of the invoice. This amount has been deducted out of the Debts Factored as 'Due on Collection of Factored Debts'. Therefore, the net amount due from the Client is only the "Funds-in-use." Accordingly, the provision for Non-performing assets has been made only on funds-in-use in tune with the prudential norms of Reserve Bank of India. This treatment does not affect the computation of the Net Profit and Net Current Assets of the Company.

The Debts factored & Other Debts and Funds-In-Use as disclosed above in respect of some Clients are subject to confirmation.

In terms of Accounting Policies No.1.7 based on RBI guidelines, the Debts Factored & Other Debts and Funds-in-use (FIU) of the Company have been classified as under:-

Particulars	(Amount ₹ Lakhs)		(Amount ₹ Lakhs)	
	As at 31st March 2019		As at 31st March 2018	
	Debts Factored & Other Debts	Funds-in-use & LAP	Debts Factored & Other Debts	Funds-in-use & LAP
Standard Asset	42,392.51	38,216.93	33,713.08	27,912.75
Sub-standard Asset	1,127.99	809.39	2,437.97	1,947.27
Doubtful Asset	10,835.27	6,691.22	12,364.07	8,493.59
Loss Asset	18,828.41	14,490.61	16,184.30	12,564.92
TOTAL	73,184.18	60,208.15	64,699.42	50,918.53

Movement of NPA's :-

Particulars	(₹ In Lakhs)	
	31/03/2019	31/03/2018
Opening Balance	23,005.78	20,469.69
Add: Additions during the year	1,097.70	3,440.46
Total	24,103.48	23,910.15
Less:- (1) Realization/Reduction during the year	1,231.88	288.21
(2) Closed During the Year	698.40	549.88
(3) OTS During the year (in progress)	-	67.18
(4) Write off During the year	178.02	
(5) Adjustment During the year	3.96	0.90
Closing Balance	21,991.22	23,005.78
Provision for NPA's	18,883.07	17,922.38
NET NPA	3,108.15	5,083.40



2.11 CASH AND BANK BALANCES

Particulars	Non-current		Current	
	As at 31st March 2019 ₹ Lakhs	As at 31st March 2018 ₹ Lakhs	As at 31st March 2019 ₹ Lakhs	As at 31st March 2018 ₹ Lakhs
Cash and Cash equivalents				
Balances with Banks				
- In Current Account	-	-	-	0.13
Cash on Hand	-	-	0.20	0.28
TOTAL	-	-	0.20	0.41

2.12 LOANS & ADVANCES

Particulars	Long Term		Short Term	
	As at 31st March 2019 ₹ Lakhs	As at 31st March 2018 ₹ Lakhs	As at 31st March 2019 ₹ Lakhs	As at 31st March 2018 ₹ Lakhs
Advance Tax, Tax deducted at source & MAT Credit Entitlement (*)	413.15	308.96	-	-
Unsecured and considered good:				
Security and other Deposits	23.70	23.59	-	-
Gratuity Contribution - Advance	-	-	-	-
Advances- Others	-	-	5.54	7.07
Pre Paid Expenses	-	-	7.35	13.58
TOTAL	436.85	332.55	12.89	20.65

The Security & Other Deposits and advances are subject to confirmation.

(*) Provision for taxation (current and deferred) has been made in the accounts on the basis of Company's own assessment as per the applicable statutory provisions. The advance income tax and TDS have been disclosed on net basis by adjusting the provision for tax, MAT credit Entitlement of Rs. 278 Lakhs against it.

2.13 REVENUE FROM OPERATIONS

Particulars	For the year ended 31st March 2019 ₹ Lakhs	For the year ended 31st March 2018 ₹ Lakhs
Discount charges	3,597.71	4,298.82
Factoring charges	235.46	317.89
Processing / Reassignment charges	155.54	147.83
Other Receipts NPA in excess of book value & LAP	213.61	127.24
Total	4,202.32	4,891.78

2.14 OTHER INCOME

Particulars	For the year ended 31st March 2019 ₹ Lakhs	For the year ended 31st March 2018 ₹ Lakhs
Interest on Income tax refund	71.15	17.85
Other non-operating Income		
- Profit on sale of fixed assets	0.16	0.11
- Excess Provision no longer required written back(Tax charged)	-	-
- Miscellaneous Income	5.35	2.50
Total	76.66	20.46

The interest on Income tax refund relates to prior period and offered to tax.



2.15 EMPLOYEE BENEFIT EXPENSES

Particulars	For the year ended 31st March 2019 ₹ Lakhs	For the year ended 31st March 2018 ₹ Lakhs
Salary and other Allowances	358.75	348.77
Medical Benefits	2.93	3.57
Contribution to staff provident fund	27.45	26.00
Gratuity	13.43	17.36
TOTAL	402.56	395.70

Employee Benefit Expenses includes Salary, Contribution to PF, Gratuity, Leave Salary of Employees/Executives on deputation from Canara Bank which is calculated in accordance with the service rules of the Bank and has been charged to the accounts on the basis of the advice / Invoice received from the Bank. As regards to their entitlements / expenses reimbursements (as per the service rules in the Bank), it has been paid to them & charged to the P&L account of the Company. The above procedure of reimbursement to the bank / accounting of the expenses has been followed consistently from the inception of the company. The Company has been remitting Provident Fund in respect of directly recruited Staff to the Regional Provident Fund Commissioner regularly.

As regards Gratuity, the Company has taken a Master policy from LIC of India for covering Gratuity liability of its directly recruited employees. LIC ascertains the gratuity liability on actuarial basis and whatever contribution is demanded by LIC based on that valuation, the same is remitted in full by the company.

The Company is in the process of modifying the terminal benefit provision to include the leave salary for the Directly Recruited Employees of the company (The leave salary was not a part of terminal benefits till 31.03.2019). Upon Board approval, the Company shall take suitable steps to cover the liability complying with the requirement of AS-15.

2.16 OTHER EXPENSES

Particulars	For the year ended 31st March 2019 ₹ Lakhs	For the year ended 31st March 2018 ₹ Lakhs
Auditors' Remuneration	4.34	4.65
Rent, Rates & Taxes	109.35	119.90
Printing and Stationery	5.85	7.27
Postage, Telephone, Telex & Fax	18.93	14.41
Travelling and Conveyance	21.26	22.24
Business Development Expenses	4.07	5.81
Advertisement and Publicity	0.76	2.99
Director's Sitting Fees	2.90	4.30
Repairs and Maintenance -- Vehicles	3.47	3.03
Repairs and Maintenance -- Others	13.08	10.77
Insurance	0.32	0.07
Electricity Charges	12.22	14.12
Legal & Professional Charges #	76.70	188.64
Membership Fees & Subscription to Periodicals	1.04	1.86
Miscellaneous Expenses	31.10	29.23
CSR	-	-
Provision for Standard Assets	41.22	(41.92)
Provision for Doubtful Debts	1,138.71	6,525.33
Bad Debts Written Off	-	-
TOTAL	1,485.32	6,912.70

This includes expenditure incurred for filing of Mortgage/ Recovery Suits in respect of NPA accounts in the ordinary course of business

Break-up for Auditors' Remuneration :

Particulars	For the year ended 31st March 2019 ₹ Lakhs	For the year ended 31st March 2018 ₹ Lakhs
Audit Fees	3.00	2.63
For Certification etc.,	0.57	0.38
Travel and Audit related expenses	0.77	1.64
TOTAL	4.34	4.65



2.17 FINANCE COSTS

Particulars	For the year ended 31st March 2019 ₹ Lakhs	For the year ended 31st March 2018 ₹ Lakhs
On Bank Overdraft (Canara Bank)	301.45	480.32
on WCDL from Canara Bank	1,963.12	1,970.49
Bank Charges	5.52	1.91
TOTAL	2,270.09	2,452.72

2.18 CONTINGENT LIABILITIES AND COMMITMENTS (TO THE EXTENT NOT PROVIDED FOR)

Particulars	For the year ended 31st March 2019 ₹ Lakhs	For the year ended 31st March 2018 ₹ Lakhs
1. Contingent Liabilities:		
a) Claims against Company not acknowledged as Debts :	Nil	Nil
b) Guarantee issued in favour of Hon. High court of Karnataka	405.00	405.00
c) Other Money for which company is contingently liable :	Nil	Nil
2. Commitments:		
a) Estimated amount of contracts remaining to be executed on capital account and not provided for:	Nil	Nil

As at 31.03.2016, we have debited other current liabilities to the extent of Rs.405 Lakhs and crediting trade receivables (NPA) to the extent of Rs 190 Lakhs and other income by Rs 215 Lakhs as per the advise of the C&AG vide their letter dated 29.03.2016 and shown the Bank Guarantee given to Hon. High court of Karnataka as a contingent liability. The said Guarantee is being renewed thereafter and valid till 20.01.2020. The appeal of Karnataka Bank in the Hon. High court is yet to come up on Board.

2.19 SEGMENT REPORTING

The company is carrying on the business of "Factoring" as a single product and hence there are no identifiable segments (The risk and rewards are uniform and equal in all geographical locations/ centres) within that to comply with the requirements of the Accounting Standards 17.

2.20 RELATED PARTY DISCLOSURES

a) Related parties

Name of the related Party	% of Shareholding as at 31st March 2019	% of Shareholding as at 31st March 2018
a) Canara Bank	70.00	70.00
b) Small Industries Development Bank of India (SIDBI)	20.00	20.00
c) Andhra Bank	10.00	10.00
d) Canbank Computer Services Limited(CCSL)	-	-
e) Canbank Factors employees Gratuity Fund trust - Conitridution from the Company	-	-

		(₹ Lakhs)	
		31/03/2019	31/03/2018
b) Key managerial personnel & Remuneration			
1 .Mr. Biswajit Ray	Managing Director	21.07	20.09
2. Mr. S Balasubramanian	Vice president (Finance) & Company Secretary and CFO	11.19	10.66



Transactions with related Parties:

a) Canara Bank:

Type of Transaction	For the year ended 31st March 2019 ₹ Lakhs	For the year ended 31st March 2018 ₹ Lakhs
Overdraft Facility (Limit against Book Debts)	36,000	30,000
Outstanding Balance at the year end	33,788	25,942
Interest and Bank charges Paid (@MCLR of the Bank)	2,270	482
Number of Employees deputed from the Bank	5 Nos	6 Nos
Salary and other employee benefit amount provided to deputed staff from the Bank (Including Managing Director's Salary and related benefits of ₹ 21.07 lakhs (PY: ₹20.09 lakhs)	82.73	75.27
Rent paid	36.29	41.58

There are no transactions carried out with SIDBI and Andhra Bank .

b) Canbank Computer Service Limited

Type of Transaction	For the year ended 31st March 2019 ₹ Lakhs	For the year ended 31st March 2018 ₹ Lakhs
a. Annual Maintainance	1.10	-
b. Software Purchase	NIL	NIL

c) Canbank Factors employees Gratuity Fund trust

Type of Transaction	For the year ended 31st March 2019 ₹ Lakhs	For the year ended 31st March 2018 ₹ Lakhs
a) Canbank Factors employees Gratuity Fund trust - Contriution from the Company	20.57	6.75

2.22 LEASES

Obligations on long term non-cancellable Operating Leases

The lease rentals charged during the period and the maximum obligations on long term non-cancellable operating leases payable as per the rentals stated in the respective agreements for office premises are as follows:

Particulars	For the year ended 31st March 2019 ₹ Lakhs	For the year ended 31st March 2018 ₹ Lakhs
Lease rentals recognized during the period	-	-

Lease Obligations Payable	As at 31st March 2019 ₹ Lakhs	As at 31st March 2018 ₹ Lakhs
Not later than one year	-	-
Later than one year and not later than five years	-	-
Later than five years	-	-

2.23 IMPAIRMENT OF ASSETS

During the year, the Company has adopted the useful life for various categories of the Fixed Assets as provided in Schedule-II of the Companies Act, 2013 and accordingly reviewed all the Assets. On review, the impairment, if any, had already been taken note of and adjusted as Depreciation and charged to P & L Account. In respect of other Assets, the WDV has been carried in such a way that 95% of the original cost of the Asset will be depreciated over the useful life of the Asset and the residual/ resale value in no case shall be more than 5% of the Original Cost. Therefore, there are no indications of potential impairment loss in respect of assets for recognition under this Standard.



CANBANK FACTORS LTD

2. NOTES ON ACCOUNTS FOR THE YEAR ENDED 31ST MARCH 2019

2.21 DISCLOSURE IN RESPECT OF GRATUITY LIABILITY OF DIRECT RECRUITED EMPLOYEES

a) The amounts recognised in the Balance Sheet are as follows :

(Rs. In Lakhs)

Particulars	Defined Benefit Gratuity	
	As at 31.3.2019	As at 31.3.2018
Present value of obligations	95.62	76.05
Fair value of Plan Assets	95.59	69.74
Present value of funded Status (Excess Net Assets)	0.03	6.31
Net Assets/(Liability) recognised in Balance Sheet	(0.03)	(6.31)

b) The amounts recognised in the Statement of Profit and Loss are as follows :

(Rs. In Lakhs)

Particulars	Defined Benefit Gratuity	
	2018-19	2017-18
Current Service Cost	8.78	6.23
Interest Cost	6.08	4.48
Expected Return on Plan Assets	-6.14	-5.08
Net Actuarial Loss/(Gain) recognised during the year	4.71	11.73
Expense/ (Income) recognised in the Statement of Profit and Loss	13.43	17.36

c) Changes in the present value of the defined benefit obligation representing reconciliation of opening and closing balances thereof are as follows:

(Rs. In Lakhs)

Particulars	Defined Benefit Gratuity	
	As at 31.3.2019	As at 31.3.2018
Opening Obligation	76.05	56.00
Current Service Cost	8.78	6.23
Interest Cost	6.08	4.48
Actuarial Losses/(gains)	4.71	11.73
Benefits Paid	-	2.39
Differential amount in LIC statement shown in current year in respect of previous year obligation	-	-
Closing Obligation	95.62	76.05



d) Changes in the fair value of plan assets representing reconciliation of opening and closing balances thereof are as follows :

(Rs. In Lakhs)

Particulars	Defined Benefit Gratuity	
	As at 31.3.2019	As at 31.3.2018
Opening Balance	69.74	60.89
Differential amount in LIC statement shown in current year in respect of previous year's value of plan assets	0.00	0.00
Expected return on plan assets	6.14	5.08
Benefits Paid	0.00	2.39
Contribution by Company	19.71	6.16
Closing Balance	95.59	69.74

e) The particulars regarding present value of the defined benefit obligation, the fair value of plan assets and surplus/deficit in the plan are as under :

(Rs. In Lakhs)

PARTICULARS	YEAR			
	2015-16	2016-17	2017-18	2018-19
Present Value of defined benefit obligation	48.84	56.00	76.05	95.62
Fair value of Plan assets	52.94	60.88	69.74	95.59
Deficit/ (Surplus) in the Plan	(4.10)	(4.88)	6.31	0.03

f) Principal Actuarial assumptions at the Balance Sheet Date :

(Rs. In Lakhs)

PARTICULARS	Defined Benefit Gratuity	
	2018-19	2017-18
Discount rate	7.50%	8.00%
Salary Escalation Rate	7.00%	7.00%

Note: An independent Actuarial Valuation report from a qualified Actuary has been obtained as required under AS-15. As per the summary of results, the present value of defined benefit obligation is Rs. 91.57 Lakhs. However, the company had adopted a conservative approach and retained the defined benefit obligation at Rs.95.62 Lakhs as provided by LIC.



2.24 ACTIVITY IN FOREIGN CURRENCY

Particulars	For the year ended 31st March 2019 ₹ Lakhs	For the year ended 31st March 2018 ₹ Lakhs
Earnings in Foreign Currency	Nil	Nil
Expenditure in Foreign Currency	Nil	Nil

2.25 PROPOSED DIVIDEND

The Board of Directors has not proposed any dividend in view of inadequacy of profits

2.26 CORPORATE SOCIAL RESPONSIBILITY(CSR)

The Company has constituted a CSR Committee in terms of Sec 135 of the Companies Act,2013 and the rules framed thereunder.The Average Net Profit of the Company in Negative. The disclosure on the above is also made in the Directors Report as provided in the Companies Act 2013.

2.27 EARNINGS PER SHARE









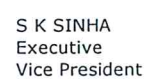

Particulars	For the year ended 31st March 2019 ₹ Lakhs	For the year ended 31st March 2018 ₹ Lakhs
Profit/(loss) after tax as per statement of Profit & Loss	272.34	(5,035.50)
Amount used as numerator for calculation of Basic and Diluted EPS	272.34	(5,035.50)
	Nos. in Lakhs	Nos. in Lakhs
Weighted average number of equity shares used as denominator in calculating Basic and Diluted EPS	200.00	200.00

Nominal value of each Equity Share	₹ 10/-	₹ 10/-
Earnings per Equity Share (₹)	1.36	-25.18

2.28 PRESENTATION OF AMOUNTS IN THE FINANCIAL STATEMENTS AND REGROUPING OF FIGURES

The financial Statements are presented in ₹ lakhs. Previous year's figures have been regrouped and recast wherever appropriate and necessary.

As per our attached report of even date
For VASAN & SAMPATH LLP
Chartered Accountants
Firm Regn No. 004542S

 R A SANKARA NARAYANAN Chairman DIN-05230407	 A MANIMEKHALAI Vice Chairman DIN-08411575	 ARUN KUMAR SRINIVASAN Partner M. No. 205552
 BISWAJIT RAY Managing Director DIN-07697500	 LALITHA RAMESWARAN Director DIN-02326309	 A S VISHNUBHARATH Director DIN-0912185
 K S SRIKANTH Director DIN- 08160842	 C GOPALA KRISHNA Director DIN-07794498	 S K SINHA Executive Vice President
		 S BALASUBRAMANIAN Vice President (Finance) & Company Secretary&CFO

Bangalore
Date :03.06.2019



SCHEDULE TO THE BALANCE SHEET OF NON BANKING FINANCIAL COMPANIES
(As required in terms of paragraph 9BB of Non Banking Financial Companies
Prudential Norms(Reserve Bank)Directions,1998

PARTICULARS	(Rs. in lakhs)	
	Amount outstanding	Amount overdue
LIABILITIES SIDE:		
1) Loans and advances availed by the NBFCs inclusive of interest accrued thereon but not paid:		
(a) Debentures : Secured	nil	nil
:Unsecured	0.00	nil
(other than falling within the meaning of public deposits)		
(b) Deferred Credits	nil	nil
(c) Term Loans	nil	nil
(d) Inter-corporate loans and borrowing	nil	nil
(e) Commercial Paper	0.00	nil
(f) Public Deposits *	0.00	nil
(g) Other Loans (Specify nature)#	33788.32	nil
*Please see note 1 below		

Other loans include:

Secured Loan from bank	33788.32
SIDBI line of credit	0.00
Exempted deposits	0.00
Foreign currency line of credit(domestic)	0.00
Foreign currency line of credit(exports)	0.00
Short term unsecured loan/NCD's	0.00

2) Break up of (1) (f) above (outstanding public deposits inclusive of interest accrued there on but not paid):	Amount outstanding	Amount overdue
	(a) In the form of Unsecured debentures	nil
(b) In the form of partly secured debentures i.e debentures where there is a shortfall in the value of security	nil	nil
(c)Other public deposits	0.00	nil
*Please see note 1 below		

ASSETS SIDE:

3) Break up of Loans and Advances including bills receivables (other than those included in (4) below)	Amount outstanding
(a) Secured (Loan Against Property(LAP))	240.72
(b) Unsecured (Bills factored : Funds in Use)	59967.43
Total	60208.15
4) Break up of Leased Assets and stock on hire and hypothecation loans counting towards EL/HP activities	Amount outstanding
(i) Lease assets including lease rentals under sundry debtors:	
(a) financial lease	nil
(b) Operating lease	nil
(ii) Stock on hire including hire charges under sundry debtors	
(a) Assets on hire	nil
(b) Repossessed Assets	nil
(iii) Hypothecation loans counting towards EL/HP activities	
(a) Loans where assets have been repossessed	nil
(b) Loans other than (a) above	nil



5) Break up of Investments:	Amount outstanding
Current Investments :	
1. Quoted:	
(i) Shares: (a) Equity	nil
(b) Preference	nil
(ii) Debentures and bonds	nil
(iii) Units of mutual funds	nil
(iv) Government Securities	nil
(v) Others (Specify)	nil
2. Unquoted	
(i) Shares: (a) Equity	nil
(b) Preference	nil
(ii) Debentures and bonds	nil
(iii) Units of mutual funds	nil
(iv) Government Securities	nil
(v) Others (Specify)	nil
Long term Investments:	
1. Quoted:	
(i) Shares: (a) Equity	nil
(b) Preference	nil
(ii) Debentures and bonds	nil
(iii) Units of mutual funds	nil
(iv) Government Securities	nil
(v) Others (Specify)	nil
2. Unquoted:	
(i) Shares: (a) Equity	nil
(b) Preference	nil
(ii) Debentures and bonds	nil
(iii) Units of mutual funds	nil
(iv) Government Securities	0.00
(v) Others (Specify) (Indira Vikas Patra)	NIL

6) Borrower group wise classification of all leased assets, stock on hire and loans and advances (Please see note 2 below)			
Category	Amount net of provisions		
	Secured	Unsecured	Total
1. Related Parties **			
(a) Subsidiaries	nil	nil	
(b) Companies in the same group	nil	nil	
(c) Other unrelated parties #	0	41325.08	41325.08
TOTAL		41325.08	41325.08
# Prepayments made on bills factored (FIU) less provision for doubtful debts and LAP(59967.43-18883.07+240.72)			

7) Investor group wise classification of all investments (current and long term) in		
Category	Market value / Break up or fair value or NAV	Book Value (Net of Provisions)
1. Related Parties* *		
(a) Subsidiaries	nil	nil
(b) Companies in the same group	nil	nil
(c) Other related parties	nil	nil
2. Other unrelated Parties (YTM)	0.00	0.00
TOTAL	0.00	0.00
**As per Accounting Standard of ICAI (Note 3)		



8) Other information	
Particulars	Amount
(i) Gross Non Performing Assets	
(a) Related Parties	nil
(b) Other than related Parties	21991.22
(ii) Net non performing Assets	
(a) Related Parties	nil
(b) Other than related Parties#	3108.15
(iii) Assets acquired in satisfaction of debt	nil

NOTES:

- As defined in Paragraph 2(1) (Xii) of the Non Banking Financial Companies Prudential
- Provisioning norms shall be applicable as prescribed in the Non Banking Financial
- All Accounting Standards and Guidance Notes issued by ICAI are applicable including for

9) As required in terms of Paragraph 10(5) of Non-Banking Financial (Non-

1. Capital To risk Asset Ratio (CRAR):		
Items	Current Year (31/3/19)	Previous Year (31/3/18)
(i). CRAR (%)	17.76	21.73
(ii). CRAR - Tier I Capital (%)	17.40	21.39
(iii). CRAR - Tier II Capital (%)	0.36	0.34
2. Exposure to Real estate Sector and Capital Markets	Nil	Nil
3. Derivatives - Forward Contract	Nil	Nil
4. Disclosure on risk exposure in derivatives and relating to securitisation	Nil	Nil
5. Details of financing of parent Company products	Not Applicable	
6. Details of Single Borrower Limit(SBL)/ Group Borrower Limit(GBL) exceed by the NBFC	Current Year (31/3/19)	
a. Single Borrower Limit(SBL) (excluding NPA)		
1. IMP POWERS LTD	2017.81	
2. CORDS CABLE INDUSTRIES LTD	1543.39	
3. OUTSHINY INDIA PVT LTD	1516.85	
4. TGV SRAAC LTD	1366.70	
5. INDO ALUSYS INDUSTRIES LIMITED	1130.28	
b. Group Borrower Limit(GBL)	NIL	
7. Disclosure of penalties imposed by RBI and other regulators	NIL	
8. Rating Assigned by credit rating Agencies	Current Year (31/3/19)	
a. Short term debt programme - CRISIL Ratings	A1+	
b. Long term Bank Loan rating - CRISIL Ratings	AA -	
9. Concentration of Exposures		
a. Total Exposure to twenty largest borrowers	20196.13	
b. Percentage of exposures to twenty largest borrowers	33.54	
10. Concentration of Non performing Assets (NPAs)		
Total Exposure to top four NPA accounts	5174.93	
11. Disclosure on client / customer Compliants		
No of Compliants pending at the beginning of the year	1	
No of Compliants received during the year	0	
No of compliants redressed during the year	0	
No of compliants pending at the end of the year	1	
12. Disclosure on Fraud reporting during the year	NIL	
The Company has not detected / identified any fraud during the current financial year 2018-19. (As per F.I.R- 3 outstanding amount of 2790.19 Lakhs- 3 accounts)		
3. Asset Liability Management as at 31st March, 2019		
Maturity pattern of certain items of Assets and Liabilities		

(Rs. In Crore)

Particulars	1 day to 30/31 day (1 month)	Over 1 month to 2 month	Over 2 month to 3 month	Over 3 month to 6 month	Over 6 month to 1 year	Over 1 year to 3 years	Over 3 years to 5 years	Over 5 years	Total
Liabilities:									
Borrowings from Banks	0.00	0.00	0.00	0.00	337.88	0.00	0.00	0.00	337.88
Market Borrowings	0.00	0.00	0.00	0.00	0.00	0.00	0.00	0.00	0.00
Assets:									
Advances (Debts O/s = Standard Asset)	95.73	140.13	148.38	35.22	0.00	0.00	0.00	0.00	419.46
Investemnts	0.00	0.00	0.00	0.00	0.00	0.00	0.00	0.00	0.00



