

REVENUE ACCOUNT FOR THE YEAR ENDED MARCH 31, 2019

Policyholders' Account (Technical Account)

Particulars	Schedule	For the year ended	For the year ended
		March 31, 2019 (₹ '000)	March 31, 2018 (₹ '000)
Premiums earned – net			
(a) Premium	1	34,907,448	27,810,569
(b) Reinsurance ceded		(403,806)	(287,495)
(c) Reinsurance accepted		-	-
Sub Total		34,503,642	27,523,074
Income from Investments			
(a) Interest, Dividends and Rent – Gross		6,002,631	5,157,633
(b) Profit on sale/redemption of investments		8,933,819	6,646,285
(c) (Loss on sale/redemption of investments)		(2,648,597)	(1,377,921)
(d) Transfer/Gain on revaluation/change in fair value*		(1,744,049)	(488,915)
Sub Total		10,543,804	9,937,082
Other Income			
(a) Contribution from the Shareholders' A/c (Refer Schedule 16C - Note 20 & Note 41)		68,631	42,191
(b) Miscellaneous Income		100,548	83,284
Total (A)		45,216,625	37,585,631
Commission	2	1,850,047	1,264,009
Operating Expenses related to Insurance Business	3	4,074,133	3,653,319
GST / Service tax recovered on ULIP charges		538,512	485,235
Provision for Doubtful debts		175	673
Bad debts written off		-	-
Provision for Taxation		-	-
Provisions (other than taxation)		-	-
(a) For diminution in the value of investments (Net)		-	-
(b) Provision for non-standard assets (Refer Schedule 16C - Note 12)		125,000	-
Total (B)		6,587,867	5,403,236
Benefits Paid (Net)	4	16,069,256	17,857,419
Interim & terminal bonus paid		5,393	3,107
Change in valuation of liability in respect of life policies		-	-
(a) Gross**		20,282,347	13,162,990
(b) (Amount ceded in Reinsurance)		(465,750)	(68,375)
(c) Amount accepted in Reinsurance		-	-
Total (C)		35,891,246	30,955,141
Total (B+C)		42,479,113	36,358,377
Surplus/Deficit (D)=(A)-(B)-(C)		2,737,512	1,227,254
Appropriations			
Transfer to Shareholders' Account (Refer Schedule 16C - Note 20 & Note 41)		1,441,146	1,177,982
Transfer to Other Reserves		-	-
Balance being Funds for Future Appropriations		1,296,366	49,272
Total (D)		2,737,512	1,227,254

* Represents the deemed realised gain as per norms specified by the Authority.
 **Represents Mathematical Reserves after allocation of bonus

The break up of total surplus is as under:

(a) Interim & terminal Bonus Paid:	5,393	3,107
(b) Allocation of Bonus to policyholders:	510,832	304,352
(c) Surplus shown in the Revenue Account:	2,737,512	1,227,254
(d) Total Surplus: ((a)+(b)+(c)):	3,253,737	1,534,713

Significant Accounting Policies and Notes to the Accounts 16

Schedules referred to herein form an integral part of the Policyholders' Revenue Account

For Batra Deepak & Associates
 Chartered Accountants
 (Registration No. 005408C)

CA Kapil Kumar Bhagirath
 Partner
 Membership no. : 095639



For M. Anandam & Co.
 Chartered Accountants
 (Registration No. 0001255)

CA M. V. Ranganath
 Partner
 Membership no. : 028031



For and on behalf of the Board of Directors

R A Sarikara Narayanan
 Chairman
 DIN : 05230407

Anuj Mathur
 Managing Director & Chief Executive Officer
 DIN : 00584057

Akshay Dhand
 Appointed Actuary
 IAI : 244

Balakrishna Alse S
 Director
 DIN : 08438552

Tarun Rustagi
 Chief Financial Officer
 ACA : 098275

Alistair Chamberlain
 Director
 DIN : 08184995

Vatsala Sameer
 Company Secretary
 ACS : 14813

Place : New Delhi
 Date : May 15, 2019

PROFIT AND LOSS ACCOUNT FOR THE YEAR ENDED MARCH 31, 2019

Shareholders' Account (Non-technical Account)

Particulars	Schedule	For the year ended March 31, 2019 (₹ '000)	For the year ended March 31, 2018 (₹ '000)
Amount transferred from Policyholders Account (Technical Account) (Refer Schedule 16C - Note 20 & Note 41)			
Linked Non Participating - Life		702,724	814,201
Linked Non Participating - Pension		31,919	20,611
Non Linked Non Participating-Pension		8,151	10,024
Non Linked Non Participating-Life		627,156	273,307
Non Linked Variable -Life		4,000	1,255
Non Linked Variable -Pension		7,075	11,342
Non Linked Participating - Life		57,358	34,162
Non Linked Non Participating - Annuity		-	13,080
Non Linked Non Participating - Health		2,763	-
Income From Investments			
(a) Interest, Dividends and Rent - Gross		673,901	561,888
(b) Profit on sale/redemption of investments		105,569	51,031
(c) (Loss on sale/ redemption of investments)		-	-
Other Income		-	-
TOTAL (A)		2,220,616	1,791,657
Expense other than those directly related to the insurance business			
Bad debts written off	3A	87,163	67,557
Provisions (Other than taxation)		2,128	251
(a) For diminution in the value of investments (net)		-	-
(b) Provision for doubtful debts		-	-
(C) Provision for non-standard assets (Refer Schedule 16C - Note 12)		168	3,210
Contribution to the Policyholders Account (Technical Account) (Refer Schedule 16C - Note 20 & Note 41)		410,559	-
Linked Non Participating - Pension		25,863	42,191
Non Linked Non Participating - Annuity		29,428	-
Non Linked Non Participating - Health		13,340	-
TOTAL (B)		568,649	113,209
Profit/ (Loss) before tax		1,651,967	1,678,448
Provision for Taxation		-	-
Profit / (Loss) after tax		1,651,967	1,678,448
APPROPRIATIONS			
(a) Balance at the beginning of the year		-	-
(b) Interim dividends paid during the year		(1,597,759)	(3,276,206)
(c) Proposed final dividend		-	-
(d) Dividend distribution tax		-	-
(e) Transfer to reserves/ other accounts		-	-
Profit/ (Loss) carried forward to the Balance Sheet		54,208	(1,597,758)
Earnings per equity share			
Weighted average number of equity shares outstanding		950,000,000	950,000,000
Basic and diluted earnings per equity share (In absolute ₹)		1.74	1.77
Face value per equity share (In absolute ₹)		10.00	10.00

Significant Accounting Policies and Notes to the Accounts

16


Schedules referred to herein form an integral part of the shareholders' account


For Batra Deepak & Associates
Chartered Accountants
(Registration No. 005408C)

For M. Anandam & Co.
Chartered Accountants
(Registration No. 0001255)

For and on behalf of the Board of Directors


CA Kapil Kumar Bhagirath
Partner
Membership no. : 095639


CA M. V. Ranganath
Partner
Membership no. : 028031


R A Sankara Narayanan
Chairman
DIN : 05230407


Batakrisna Aise S
Director
DIN : 08438552


Alistair Chamberlain
Director
DIN : 08184995

Place : New Delhi
Date : May 15, 2019




Anuj Mathur
Managing Director & Chief Executive Officer
DIN : 00584057


Akshay Dhand
Appointed Actuary
IAI : 244


Tarun Rustagi
Chief Financial Officer
ACA : 098275


Vatsala Sameer
Company Secretary
ACS : 14813

Place : New Delhi
Date : May 15, 2019

FORM A-B5
Canara HSBC Oriental Bank of Commerce Life Insurance Company Limited
Registration No. 136; Date of Registration : May 8, 2008


BALANCE SHEET AS AT MARCH 31, 2019

Particulars	Schedule	As at March 31, 2019 (₹ '000)	As at March 31, 2018 (₹ '000)
SOURCES OF FUNDS			
<i>Shareholders' Funds:</i>			
Share Capital	5	9,500,000	9,500,000
Reserves and Surplus	6	1,304,208	1,250,000
Credit/(Debit) Fair Value Change Account (Net)		23,244	5,299
Sub-Total		10,827,452	10,755,299
Borrowings	7		
<i>Policyholders' Funds:</i>			
Credit/(Debit) Fair Value Change Account (Net)		29,294	9,641
<i>Policy Liabilities</i>			
Linked Non Participating - Life		888,672	793,872
Linked Non Participating - Pension		12,450	25,007
Non Linked Non Participating - Pension		3,503,490	4,513,609
Non Linked Non Participating - Life		24,350,252	19,598,242
Non Linked Variable - Life		871,985	962,233
Non Linked Variable - Pension		1,995,683	1,658,427
Non Linked Participating - Life		12,723,616	7,602,849
Non Linked Non Participating - Annuity		1,125,565	652,407
Non Linked Non Participating - Health		8,236	-
Sub-Total (Policy Liabilities)		45,479,949	35,806,646
<i>Insurance Reserves</i>			
Provision for Linked Liabilities			
Linked Non Participating - Life		77,222,673	66,265,839
Linked Non Participating - Pension		995,430	979,182
Add: Credit/(Debit) Fair Value Change Account (net)		9,018,855	10,766,407
Add: Funds for Discontinued Policies			
(i) Discontinued on account of non-payment of premium		5,428,836	4,423,772
(ii) Others		60,227	147,528
Sub-Total (Provision for Linked Liabilities)		92,726,021	82,582,728
Sub-Total		138,235,264	118,399,015
Funds for Future Appropriation		1,840,147	543,781
TOTAL		150,902,863	129,698,095
APPLICATION OF FUNDS			
<i>Investments</i>			
Shareholders'	8	9,095,395	7,636,467
Policyholders'	8A	46,715,053	36,656,638
Assets held to cover linked liabilities	8B	92,726,021	82,582,728
Loans	9	4,350	1,109
Fixed Assets	10	144,519	90,086
<i>Current Assets</i>			
Cash and Bank Balances	11	2,681,199	2,105,936
Advances and Other Assets	12	3,368,083	2,281,668
Sub-Total (A)		6,049,282	4,387,604
<i>Current Liabilities</i>			
Provisions	13	3,754,377	3,191,150
Sub-Total (B)	14	77,380	63,145
Net Current Assets (C) = (A - B)		2,217,525	1,133,309
Miscellaneous Expenditure (To The Extent Not Written Off Or Adjusted)	15		
Debit Balance In Profit And Loss Account (Shareholders' Account)			1,597,758
TOTAL		150,902,863	129,698,095
Contingent Liabilities (Refer Schedule 16C - Note 1)			
Significant Accounting Policies and Notes to the Accounts	16		


Schedules referred to herein form an integral part of the Balance Sheet

As per our report of even date


For Batra Deepak & Associates
Chartered Accountants
(Registration No. 005408C)


CA Kapil Kumar Bhagirath
Partner
Membership no. : 095639


For M. Anandam & Co.
Chartered Accountants
(Registration No. 0001255)


CA M. V. Ranganath
Partner
Membership no. : 028031

For and on behalf of the Board of Directors


R.A. Sankara Narayanan
Chairman
DIN : 05230407


Balakrishna Alse 5
Director
DIN : 08438552


Alistair Chamberlain
Director
DIN : 08184995

Place : New Delhi
Date : May 15, 2019





Anuj Mathur
Managing Director & Chief Executive Officer
DIN : 00584057


Akshay Dhand
Appointed Actuary
IAI : 244

Place : New Delhi
Date : May 15, 2019


Tarun Rustagi
Chief Financial Officer
ACA : 098275


Vatsala Sameer
Company Secretary
ACS : 14813

Canara HSBC Oriental Bank of Commerce Life Insurance Company Limited
Schedules forming part of the Financial Statements for the year ended March 31, 2019

SCHEDULE – 1

PREMIUM (NET OF GOODS AND SERVICES TAX / SERVICE TAX)

Particulars	For the year ended March 31, 2019 (₹ '000)	For the year ended March 31, 2018 (₹ '000)
First year premiums	9,162,899	8,217,280
Renewal premiums	20,302,572	15,533,121
Single premiums	5,441,977	4,060,168
Total Premium	<u>34,907,448</u>	<u>27,810,569</u>
 Premium Income from business written :		
In India	34,907,448	27,810,569
Outside India	-	-
Total Premium	<u>34,907,448</u>	<u>27,810,569</u>

Canara HSBC Oriental Bank of Commerce Life Insurance Company Limited
Schedules forming part of the Financial Statements for the year ended March 31, 2019

SCHEDULE- 2

COMMISSION EXPENSES

Particulars	For the year ended March 31, 2019 (₹ '000)	For the year ended March 31, 2018 (₹ '000)
Commission paid		
Direct - First year premiums	1,400,069	1,066,603
- Renewal premiums	423,746	181,919
- Single premiums	26,232	15,487
Total (A)	1,850,047	1,264,009
Add : Commission on Re-insurance Accepted	-	-
Less : Commission on Re-insurance Ceded	-	-
Net Commission	1,850,047	1,264,009

Break Up of the expenses (Gross) incurred to procure business:

Agents	-	-
Brokers	1,200	335
Corporate Agency	9,169	1,950
Bancassurance	1,839,634	1,261,724
Referral	-	-
Web Aggregator	44	-
Total (B)	1,850,047	1,264,009

Canara HSBC Oriental Bank of Commerce Life Insurance Company Limited
Schedules forming part of the Financial Statements for the year ended March 31, 2019

SCHEDULE – 3

OPERATING EXPENSES RELATED TO INSURANCE BUSINESS

Particulars	For the year ended March 31, 2019 (₹ '000)	For the year ended March 31, 2018 (₹ '000)
Employees' remuneration and welfare benefits	2,286,094	2,060,642
Travel, conveyance and vehicle running expenses	128,539	90,931
Training expenses	107,702	262,014
Rents, rates and taxes	224,546	206,541
Repairs	27,341	34,956
Printing and stationery	23,080	38,313
Communication expenses	170,400	110,923
Legal and professional charges	108,009	60,691
Medical fees	37,558	28,434
Auditors' fees, expenses etc		
a) as auditor*	4,703	5,063
b) as adviser or in any other capacity, in respect of		
(i) Taxation matters	306	325
(ii) Insurance matters	-	-
(iii) Management services; and	-	-
c) in any other capacity	441	400
Advertisement and publicity	390,928	248,660
Interest and bank charges	46,748	39,574
Depreciation	66,120	57,681
Information technology and related expenses	287,405	268,014
Others	164,213	140,157
TOTAL	4,074,133	3,653,319

* Includes out of pocket reimbursements

Canara HSBC Oriental Bank of Commerce Life Insurance Company Limited
Schedules forming part of the Financial Statements for the year ended March 31, 2019

SCHEDULE – 3A

EXPENSE OTHER THAN THOSE DIRECTLY RELATED TO THE INSURANCE BUSINESS

Particulars	For the year ended March 31, 2019 (₹ '000)	For the year ended March 31, 2018 (₹ '000)
Employees' remuneration and welfare benefits	19,538	18,726
Travel, conveyance and vehicle running expenses	60	39
Training expenses	-	1
Repairs	-	6
Communication expenses	2	3
Legal and professional charges	43	76
Interest and bank charges	635	667
Corporate Social Responsibility expenses	27,430	22,979
Others	39,455	25,060
TOTAL	87,163	67,557

Canara HSBC Oriental Bank of Commerce Life Insurance Company Limited
Schedules forming part of the Financial Statements for the year ended March 31, 2019

SCHEDULE – 4

BENEFITS PAID [NET]

Particulars	For the year ended	For the year ended
	March 31, 2019	March 31, 2018
	(₹ '000)	(₹ '000)
Insurance Claims		
(a) Claims by Death	1,363,533	727,643
(b) Claims by Maturity	122,843	3,126
(c) Annuities/Pensions payment	50,424	41,239
(d) Other benefits		
(i) Surrenders & others	8,838,540	12,434,672
(ii) Withdrawals	5,719,980	4,658,303
(iii) Survival	337,139	160,099
(Amount ceded in reinsurance):	-	-
(a) Claims by Death	(363,203)	(167,663)
(b) Claims by Maturity	-	-
(c) Annuities/Pensions payment	-	-
(d) Other benefits	-	-
Amount accepted in reinsurance:		
(a) Claims by Death	-	-
(b) Claims by Maturity	-	-
(c) Annuities/Pensions payment	-	-
(d) Other benefits	-	-
TOTAL	16,069,256	17,857,419
Benefits paid to claimants:		
In India	16,069,256	17,857,419
Outside India	-	-
Total Benefits paid (Net)	16,069,256	17,857,419

Canara HSBC Oriental Bank of Commerce Life Insurance Company Limited
Schedules forming part of the Financial Statements for the year ended March 31, 2019

SCHEDULE - 5

SHARE CAPITAL	Particulars	<u>As at March 31, 2019</u> (₹ '000)	<u>As at March 31, 2018</u> (₹ '000)
	Authorised Capital 1,200,000,000 (Previous Year 1,200,000,000) Equity shares of ₹ 10 each	12,000,000	12,000,000
	Issued Capital 950,000,000 (Previous Year 950,000,000) Equity shares of ₹ 10 each	9,500,000	9,500,000
	Subscribed Capital 950,000,000 (Previous Year 950,000,000) Equity shares of ₹ 10 each	9,500,000	9,500,000
	Called/Paid up Capital 950,000,000 (Previous Year 950,000,000) Equity shares of ₹ 10 each	9,500,000	9,500,000
	Less: Calls unpaid	-	-
	Add : Shares forfeited (Amount originally paid up)	-	-
	Less: Par value of Equity Shares bought back	-	-
	Less: Preliminary expenses	-	-
	Expenses including commission or brokerage on Underwriting or subscription of shares	-	-
	TOTAL	<u><u>9,500,000</u></u>	<u><u>9,500,000</u></u>

Note:
Of the above 484,500,000 equity shares (previous year 484,500,000 equity shares) of ₹ 10 each are held by Canara Bank and its nominees, being the holding Company.

Canara HSBC Oriental Bank of Commerce Life Insurance Company Limited
 Schedules forming part of the Financial Statements for the year ended March 31, 2019

SCHEDULE – 5A

PATTERN OF SHAREHOLDING
 [As certified by the Management]

Shareholder	As at March 31, 2019		As at March 31, 2018	
	Number of Shares	% of Holding	Number of Shares	% of Holding
Promoters				
- Indian	703,000,000	74%	703,000,000	74%
- Foreign	247,000,000	26%	247,000,000	26%
Others	-	-	-	-
TOTAL	950,000,000	100%	950,000,000	100%

Canara HSBC Oriental Bank of Commerce Life Insurance Company Limited
Schedules forming part of the Financial Statements for the year ended March 31, 2019

SCHEDULE – 6

RESERVES AND SURPLUS

Particulars	As at March 31, 2019 (₹ '000)	As at March 31, 2018 (₹ '000)
Capital Reserve	-	-
Capital Redemption Reserve	-	-
Share Premium	1,250,000	1,250,000
Revaluation Reserve	-	-
General Reserves	-	-
Less: Debit balance in Profit and Loss Account, if any	-	-
Less: Amount utilized for Buy-back	-	-
Catastrophe Reserve	-	-
Other Reserves	-	-
Balance of profit in Profit and Loss Account	54,208	-
TOTAL	1,304,208	1,250,000

Canara HSBC Oriental Bank of Commerce Life Insurance Company Limited
Schedules forming part of the Financial Statements for the year ended March 31, 2019

SCHEDULE - 7

BORROWINGS

Particulars	As at March 31, 2019 (₹ '000)	As at March 31, 2018 (₹ '000)
Debentures/ Bonds	-	-
Banks	-	-
Financial Institutions	-	-
Others	-	-
TOTAL	-	-

Canara HSBC Oriental Bank of Commerce Life Insurance Company Limited
Schedules forming part of the Financial Statements for the year ended March 31, 2019

SCHEDULE - 8

INVESTMENTS- SHAREHOLDERS'

Particulars	As at March 31, 2019 (₹ '000)	As at March 31, 2018 (₹ '000)
LONG TERM INVESTMENTS		
1. Government Securities & Govt. Guaranteed Bonds including Treasury Bills	1,967,369	3,590,651
2. Other Approved Securities	1,543,897	1,111,300
3. Other Approved Investments		
(a) Shares		
(aa) Equity (refer note 5)	423,175	155,137
(bb) Preference	-	-
(b) Mutual Funds	-	-
(c) Derivative Instruments	-	-
(d) Debentures/ Bonds	1,901,660	206,340
(e) Other Securities	-	-
(f) Subsidiaries	-	-
(g) Investment Properties-Real Estate	-	-
4. Investments in Infrastructure and Social Sector		
(a) Debentures/Bonds	2,586,686	1,387,449
5. Other Investments		
(a) Debentures/Bonds (refer note 3)	50,000	-
Sub Total	<u>8,472,787</u>	<u>6,450,877</u>
SHORT TERM INVESTMENTS		
1. Government Securities & Govt. Guaranteed Bonds including Treasury Bills	-	41,850
2. Other Approved Securities	-	-
3. Other Approved Investments		
(a) Shares		
(aa) Equity	-	-
(bb) Preference	-	-
(b) Mutual Funds	76,730	140,845
(c) Derivative Instruments	-	-
(d) Debentures / Bonds	50,000	-
(e) Other Securities		
(aa) Commercial Papers	-	444,335
(bb) Fixed Deposits	70,000	68,900
(cc) Collateralized Borrowing and Lending Obligation (CBLO)	-	159,344
(f) Subsidiaries	-	-
(g) Investment Properties-Real Estate	-	-
4. Investments in Infrastructure and Social Sector		
(a) Debentures/ Bonds	100,121	50,023
(b) Commercial Papers	-	280,293
5. Other Investments		
(a) Commercial Papers (refer note 3)	325,757	-
Sub Total	<u>622,608</u>	<u>1,185,590</u>
Grand Total	<u><u>9,095,395</u></u>	<u><u>7,636,467</u></u>
Aggregate amount of Investments other than listed equity securities and derivative instruments	9,095,395	7,636,467
Aggregate market value of Investments other than listed equity securities and derivative instruments	9,266,101	7,747,080

Notes:

Particulars

Particulars	As at March 31, 2019	As at March 31, 2018
1) Investments in Subsidiary, Holding Company, Joint Venture & Associates at cost		
Investment in Units of Canara Robeco Mutual Fund (Managed by Canara Robeco Asset Management Company Limited)	38,330	130,000
Investment in Units of HSBC Mutual Fund (Managed by HSBC Asset Management (India) Private Limited)	38,330	-

2) Investments made out of Catastrophe reserve is ₹ Nil (Previous Year ₹ Nil)

3) Refer Schedule 16C - Note 12 for provision for non-standard assets

4) For accounting policy on investments, refer Schedule 16B - Note 8

5) Includes Investment in additional Tier 1 (AT1) Bonds rated AA+ amounting ₹ 423,175 (in '000) (Previous Year ₹ 155,137 (in '000))

Canara HSBC Oriental Bank of Commerce Life Insurance Company Limited
Schedules forming part of the Financial Statements for the year ended March 31, 2019

SCHEDULE - 8A

INVESTMENTS- POLICYHOLDERS'

Particulars	As at March 31, 2019 (₹ '000)	As at March 31, 2018 (₹ '000)
LONG TERM INVESTMENTS		
1. Government Securities & Govt. Guaranteed Bonds including Treasury Bills	14,778,296	11,753,168
2. Other Approved Securities	9,448,701	6,011,896
3. Other Approved Investments		
(a) Shares		
(aa) Equity (refer note 2)	772,598	265,179
(bb) Preference	-	-
(b) Mutual Funds	-	-
(c) Derivative Instruments	-	-
(d) Debentures/ Bonds	6,439,928	4,553,799
(e) Other Securities	-	-
(f) Subsidiaries	-	-
(g) Investment Properties-Real Estate	-	-
4. Investments in Infrastructure and Social Sector		
(a) Debentures/Bonds	13,887,135	11,741,569
5. Other Investments	-	-
Sub Total	<u>45,326,658</u>	<u>34,325,611</u>
SHORT TERM INVESTMENTS		
1. Government Securities & Govt. Guaranteed Bonds including Treasury Bills	-	4,884
2. Other Approved Securities	-	-
3. Other Approved Investments		
(a) Shares		
(aa) Equity	-	-
(bb) Preference	-	-
(b) Mutual Funds	913,397	780,149
(c) Derivative Instruments	-	-
(d) Debentures / Bonds	400,502	350,008
(e) Other Securities		
(aa) Repo/Tri Party Repo Investments	24,496	-
(bb) Collateralized Borrowing and Lending Obligation (CBLO)	-	356,487
(f) Subsidiaries	-	-
(g) Investment Properties-Real Estate	-	-
4. Investments in Infrastructure and Social Sector		
(a) Debentures/ Bonds	50,000	653,236
(b) Commercial Papers	-	186,263
5. Other Investments	-	-
Sub Total	<u>1,388,395</u>	<u>2,331,027</u>
Grand Total	<u>46,715,053</u>	<u>36,656,638</u>
Aggregate amount of Investments other than listed equity securities and derivative instruments	46,422,707	36,443,172
Aggregate market value of Investments other than listed equity securities and derivative instruments	47,158,825	37,015,441

Notes:

1) Investments made out of Catastrophe reserve is ₹ Nil (Previous Year ₹ Nil)

2) Includes Investment in additional Tier 1 (AT1) Bonds rated AA+ amounting ₹ 480,252 (in '000) (Previous Year ₹ 51,712 (in '000))

3) For accounting policy on investments, refer Schedule 16B - Note 8

Canara HSBC Oriental Bank of Commerce Life Insurance Company Limited
Schedules forming part of the Financial Statements for the year ended March 31, 2019

SCHEDULE - 8B

ASSETS HELD TO COVER LINKED LIABILITIES

Particulars	As at March 31, 2019 (₹ '000)	As at March 31, 2018 (₹ '000)
LONG TERM INVESTMENTS		
1. Government Securities & Govt. Guaranteed Bonds Including Treasury Bills	9,830,943	12,108,471
2. Other Approved Securities	1,643,396	488,394
3. Other Approved Investments		
(a) Shares		
(aa) Equity	48,503,259	41,632,511
(bb) Preference	-	-
(b) Mutual Funds	-	-
(c) Derivative Instruments	-	-
(d) Debentures/ Bonds	2,774,126	2,410,579
(e) Other Securities	-	-
(f) Subsidiaries	-	-
(g) Investment Properties-Real Estate	-	-
4. Investments In Infrastructure and Social Sector		
(a) Equity	36,018	1,260,054
(b) Debentures/Bonds	7,147,178	6,647,667
5. Other Investments		
(a) Equity	7,763,385	6,838,103
(b) Passively Managed Equity ETF	4,313,293	3,217,033
(c) Debentures/ Bonds (refer note 4)	363,736	-
Sub Total	82,375,334	74,602,812
SHORT TERM INVESTMENTS		
1. Government Securities & Govt. Guaranteed Bonds Including Treasury Bills	5,611,007	3,710,210
2. Other Approved Securities	-	-
3. Other Approved Investments		
(a) Shares		
(aa) Equity	-	-
(bb) Preference	-	-
(b) Mutual Funds	1,465,757	-
(c) Derivative Instruments	-	-
(d) Debentures / Bonds	-	100,212
(e) Other Securities		
(aa) Repo/Tri Party Repo Investments	423,699	-
(bb) Commercial Papers	390,841	246,956
(cc) Fixed Deposits	-	44,700
(dd) Collateralized Borrowing and Lending Obligation (CBLO)	-	1,888,037
(ee) Other Net Current Assets (refer note 4)	1,771,348	1,399,866
(f) Subsidiaries	-	-
(g) Investment Properties-Real Estate	-	-
4. Investments In Infrastructure and Social Sector		
(a) Debentures/ Bonds	650,535	351,464
(b) Commercial Papers	-	238,471
5. Other Investments		
(a) Commercial Papers (refer note 4)	37,500	-
Sub Total	10,350,687	7,979,916
Grand Total	92,726,021	82,582,728
Aggregate amount of Investments other than listed equity securities and derivative instruments	36,423,359	33,421,818
Aggregate market value of Investments other than listed equity securities and derivative instruments	36,423,359	33,421,818

Notes:

Particulars	As at March 31, 2019	As at March 31, 2018
1) Investments in Subsidiary, Holding Company, Joint Venture & Associates at cost Investment in Non Convertible debentures of Can Fin Homes Limited	50,000	50,000
2) Investments made out of Catastrophe reserve is ₹ Nil (Previous Year ₹ Nil)		
3) For accounting policy on investments, refer Schedule 16B - Note 8		
4) Refer Schedule 16C - Note 12 for provision for non-standard assets		

Canara HSBC Oriental Bank of Commerce Life Insurance Company Limited
Schedules forming part of the Financial Statements for the year ended March 31, 2019

SCHEDULE - 9

LOANS

Particulars	As at March 31, 2019 (₹ '000)	As at March 31, 2018 (₹ '000)
SECURITY-WISE CLASSIFICATION		
<i>Secured</i>		
(a) On mortgage of property		
(aa) In India	-	-
(bb) Outside India	-	-
(b) On Shares, Bonds, Govt. Securities	-	-
(c) Loans against policies	4,350	1,109
(d) Others	-	-
<i>Unsecured</i>		
TOTAL	4,350	1,109
BORROWER-WISE CLASSIFICATION		
(a) Central and State Governments	-	-
(b) Banks and Financial Institutions	-	-
(c) Subsidiaries	-	-
(d) Companies	-	-
(e) Loans against policies	4,350	1,109
(f) Others	-	-
TOTAL	4,350	1,109
PERFORMANCE-WISE CLASSIFICATION		
(a) Loans classified as standard		
(aa) In India	4,350	1,109
(bb) Outside India	-	-
(b) Non-performing loans less provisions	-	-
(aa) In India	-	-
(bb) Outside India	-	-
TOTAL	4,350	1,109
MATURITY-WISE CLASSIFICATION		
(a) Short Term	-	-
(b) Long Term	4,350	1,109
TOTAL	4,350	1,109

Short term loans include those which have residual maturity within 12 months from the date of Balance Sheet.
Long term loans are the loans other than short term loans

Canara HSBC Oriental Bank of Commerce Life Insurance Company Limited
Schedules forming part of the Financial Statements for the year ended March 31, 2019

Schedule-10

FIXED ASSETS

Description	GROSS BLOCK				DEPRECIATION				NET BLOCK	
	As at April 01, 2018	Additions	Deductions	As at March 31, 2019	Up to March 31, 2018	For the year	On sale / adjustments	As at March 31, 2019	As at March 31, 2018	As at March 31, 2019
Intangibles (Software)	852,991	33,194	-	886,185	832,835	28,059	-	860,894	20,156	25,291
Leasehold improvements	52,361	5,525	4,941	52,945	35,504	7,254	3,920	38,838	16,857	14,107
Furniture and Fittings	25,132	2,407	1,000	26,539	22,477	1,647	761	23,363	2,655	3,176
Information Technology Equipment	352,080	37,883	5,402	384,561	318,531	25,098	4,825	338,804	33,549	45,757
Vehicles	4,076	5,940	4,076	5,940	4,076	1,051	4,076	1,051	-	4,889
Office equipment	18,076	1,426	511	18,991	14,405	2,265	511	16,159	3,671	2,832
Others (Communication Equipment)	12,410	392	80	12,722	11,222	746	80	11,888	1,188	834
Total	1,317,126	86,767	16,010	1,387,883	1,239,050	66,120	14,173	1,290,997	78,076	96,886
Capital Work in progress (including capital advances)	12,010	41,808	6,185	47,633	-	-	-	-	-	47,633
Grand Total	1,329,136	128,575	22,195	1,435,516	1,239,050	66,120	14,173	1,290,997	90,086	144,519
Previous year	1,279,310	77,198	27,372	1,329,136	1,200,932	57,681	19,563	1,239,050	76,378	90,086

Canara HSBC Oriental Bank of Commerce Life Insurance Company Limited
Schedules forming part of the Financial Statements for the year ended March 31, 2019

SCHEDULE- 11

CASH AND BANK BALANCES

Particulars	As at March 31, 2019 (₹ '000)	As at March 31, 2018 (₹ '000)
Cash (including cheques,drafts and stamps)	1,998	11,888
Bank Balances		
(a) Deposit Accounts		
(aa) Short-term (due within 12 month of the date of balance sheet)	-	-
(bb) Others	-	-
(b) Current Accounts	2,679,201	2,094,048
(c) Others	-	-
Money at Call and Short Notice		
(a) With Banks	-	-
(b) With other Institutions	-	-
Others	-	-
TOTAL	2,681,199	2,105,936

Balances with non-scheduled banks are Nil

CASH AND BANK BALANCES

In India	2,681,199	2,105,936
Outside India	-	-
TOTAL	2,681,199	2,105,936

Canara HSBC Oriental Bank of Commerce Life Insurance Company Limited
Schedules forming part of the Financial Statements for the year ended March 31, 2019

SCHEDULE – 12

ADVANCES AND OTHER ASSETS

Particulars	As at March 31, 2019		As at March 31, 2018	
	(₹ '000)	(₹ '000)	(₹ '000)	(₹ '000)
ADVANCES				
Reserve deposits with ceding companies	-	-	-	-
Application money for investments	-	-	-	-
Prepayments	62,673	-	49,302	-
Advances to Directors/Officers	-	-	-	-
Advance tax paid and taxes deducted at source (Net of provision for taxation)	59,238	52	42,375	-
Others (includes vendor and travel advances) - Gross	(4,451)	-	(6,135)	-
Less: Provision for Doubtful Balances	-	-	-	-
Net	54,787	-	36,240	-
TOTAL (A)	117,512	-	85,542	-
OTHER ASSETS				
Income accrued on investments	1,394,016	-	1,137,115	-
Outstanding Premiums	617,252	-	488,687	-
Agents' Balances	-	-	-	-
Foreign Agencies' Balances	-	-	-	-
Due from other entities carrying on insurance business (including reinsurers)	153,493	-	85,906	-
Due from subsidiaries/ holding company	-	-	-	-
Deposit with Reserve Bank of India	-	-	-	-
Others				
Refundable Security Deposits (Gross)	56,773	-	55,890	-
Less: Provision for Doubtful Balances	(3,988)	-	(1,960)	-
Net	52,785	-	53,930	-
GST / Service Tax Unutilised Credit	217,304	-	266,052	-
Redemption Receivable against investments (refer note 1)	500,000	-	-	-
Less : Provision for non-standard assets	(250,000)	-	-	-
Net	250,000	-	-	-
Trade Receivable	431,913	-	-	-
Asset held for Unclaimed Liabilities	119,102	-	149,375	-
Income accrued on Unclaimed fund	8,535	-	7,783	-
Total Unclaimed Assets	127,637	-	157,158	-
Others misc.	6,171	-	7,278	-
TOTAL (B)	3,250,571	-	2,196,126	-
TOTAL (A+B)	3,368,083	-	2,281,668	-

Notes:

1) Refer Schedule 16C - Note 12 for provision for non-standard assets

Canara HSBC Oriental Bank of Commerce Life Insurance Company Limited
Schedules forming part of the Financial Statements for the year ended March 31, 2019

SCHEDULE – 13

CURRENT LIABILITIES

Particulars	As at March 31, 2019		As at March 31, 2018	
	(₹ '000)	(₹ '000)	(₹ '000)	(₹ '000)
Agents' Balances		203,666		113,977
Balances due to other insurance companies		77,022		53,254
Deposits held on re-insurance ceded		-		-
Premium received in advance		23,172		20,696
Unallocated premium		162,369		341,821
Sundry creditors		514		1,005
Due to subsidiaries/ holding company		-		-
Claims Outstanding		799,383		770,522
Annuities Due		-		-
Due to Directors/Officers		-		-
Others:				
Due to policyholders' funds		815,882		550,198
Premium/ proposal deposits to be refunded		183,026		90,163
Payable for Investments Purchased		8		704
Unclaimed Amount of the Policyholders	119,102		149,375	
Income accrued on Unclaimed fund	8,535		7,783	
Total Unclaimed Liability		127,637		157,158
Accrual for expenses		825,744		860,495
GST payable		246,217		195,091
Others (includes statutory dues payable and payables to employees)		113,980		36,066
Provision for non-standard assets (refer note 1)		175,757		-
TOTAL		3,754,377		3,191,150

Notes:

1) Refer Schedule 16C - Note 12 for provision for non-standard assets

SCHEDULE – 14

PROVISIONS

Particulars	As at March 31, 2019		As at March 31, 2018	
	(₹ '000)	(₹ '000)	(₹ '000)	(₹ '000)
For taxation (less payments and taxes deducted at source)		-		-
For proposed dividends		-		-
For dividend distribution tax		-		-
Others:				
Provision for Gratuity		25,188		13,375
Provision for leave encashment		52,192		49,770
TOTAL		77,380		63,145

Canara HSBC Oriental Bank of Commerce Life Insurance Company Limited
 Schedules forming part of the Financial Statements for the year ended March 31, 2019

SCHEDULE – 15

MISCELLANEOUS EXPENDITURE
 (to the extent not written off or adjusted)

Particulars	<u>As at March 31, 2019</u> (₹ '000)	<u>As at March 31, 2018</u> (₹ '000)
Discount Allowed in issue of shares / debentures	-	-
Others	-	-
TOTAL	-	-